数控刀柄标准：JIS B6339 BT　TOOL HOLDER SHANK STANDARD: JIS B6339 BT

A型：
中间不通孔
Without through hole

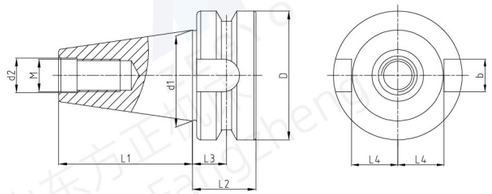

AD型：
中心进水冷却
With through hole for center coolant

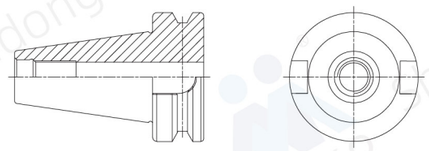

AD/B型：
中心进水冷却与法兰盘侧面进水冷却
两种形式
Form AD and Form B, the former is in the centre cold, the latter is in the flange plate cold, can realize central cooling and the size cools two forms the freedoms to transform.

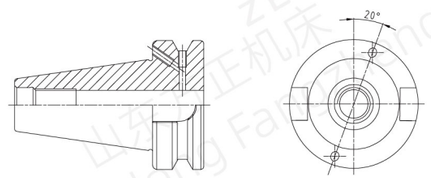

规格 Model	D (mm)	d1 (mm)	d2 (mm)	L1 (mm)	L2 (mm)	L3 (mm)	L4 (mm)	b (mm)	M
(BBT)BT30	46	31.75	12.5	48.4	22	13.6	16.3	16.1	M12
(BBT)BT40	63	44.45	17	65.4	27	16.6	22.6	16.1	M16
(BBT)BT50	100	69.85	25	101.8	38	23.2	35.4	25.7	M24

特点：

◎锥度精度：<AT3
◎基本材质：20CrMnTi
◎硬度：HRC54-58 渗碳深度>0.8mm
◎真圆度：<0.8μm
◎表面粗糙度：Ra<0.5μm
◎刀柄可指定：通过V型法兰端出水规格（AD+B）
◎可指定动平衡精度G2.5

Features:

◎Taper accuracy: <AT3
◎Material: 20CrMnTi
◎Hardness: HRC54-58 Carburizing depth>0.8mm
◎Roundness: <0.8μm
◎Surface roughness: Ra<0.5μm
◎Tool holder can be specified: water outlet specification through V-shaped flange end (AD+B)
◎Dynamic balancing accuracy G2.5 can be specified

数控刀柄标准：DIN69871/ISO7388-1　TOOL HOLDER SHANK STANDARD: DIN69871/ISO7388-1

A型：
中间不通孔
Without through hole

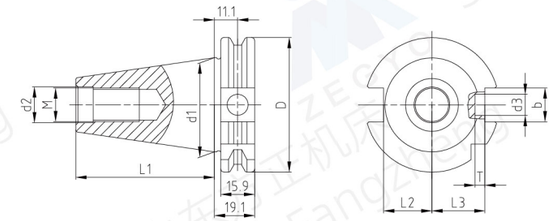

AD型：
中心进水冷却
With through hole for center coolant

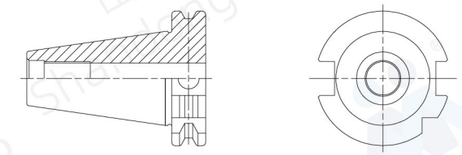

AD/B型：
中心进水冷却
Form AD and form B,the former is in the center cold,the latter is in the flange plate cold,may realize central cooling and the size cools two forms the freedoms totransform

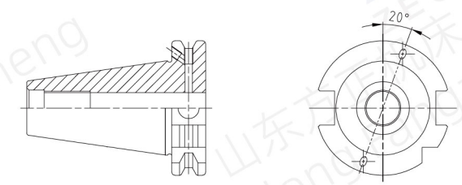

规格 Model	D (mm)	d1 (mm)	d2 (mm)	d3(mm)	L1 (mm)	L2 (mm)	L3 (mm)	T (mm)	b(mm)	M
DIN69871 30	50	31.75	13	10	47.8	19.1	15.9	4.7	16.1	M12
DIN69871 40	63.55	44.45	17	10	68.4	19.1	15.9	4.7	16.1	M16
DIN69871 50	97.5	69.85	25	10	101.75	19.1	15.9	4.7	25.7	M24

特点：

◎锥度精度：<AT3
◎基本材质：20CrMnTi
◎硬度：HRC54-58 渗碳深度>0.8mm
◎真圆度：<0.8μm
◎表面粗糙度：Ra<0.5μm
◎刀柄可指定：通过V型法兰端出水规格（AD+B）
◎可指定动平衡精度G2.5

Features:

◎Taper accuracy: <AT3
◎Material: 20CrMnTi
◎Hardness: HRC54-58 Carburizing depth>0.8mm
◎Roundness: <0.8μm
◎Surface roughness: Ra<0.5μm
◎Tool holder can be specified: water outlet specification through V-shaped flange end (AD+B)
◎Dynamic balancing accuracy G2.5 can be specified

数控刀柄标准：DIN63893 HSK-A　TOOL HOLDER SHANK STANDARD: DIN63893 HSK-A

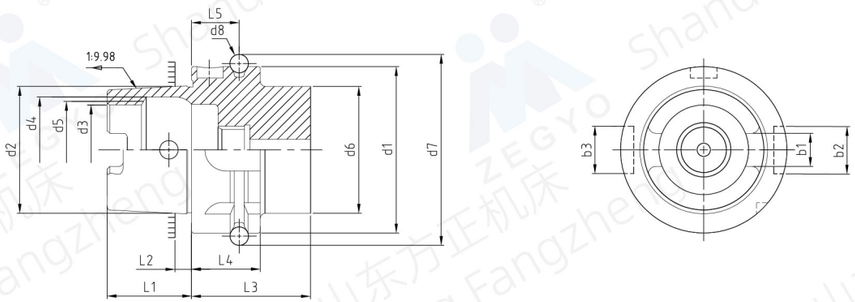

规格 Model	L1 $^{0}_{-0.2}$	L2	L3 min	L4	L5 ±0.1	d1 h10	d2	d3 H10	d4 H11	d5	d6 max	d7 $^{0}_{-0.1}$	d8	b1 ±0.04	b2 H10	b3 H10
HSK32A	16	3.2	35	20	16	32	24.007	17	20.5	19	26	37	4	7.05	7	9
HSK40A	20	4	35	20	16	40	30.007	21	25.5	23	34	45	4	8.05	9	11
HSK50A	25	5	42	26	18	50	38.009	26	32	29	42	59.3	7	10.54	12	14
HSK63A	32	6.3	42	26	18	63	48.01	34	40	37	53	72.3	7	12.54	16	18
HSK80A	40	8	42	26	18	80	60.012	42	50	46	68	88.8	7	16.04	18	20
HSK100A	50	10	45	29	20	100	75.013	53	63	58	88	109.75	7	20.02	20	22

数控刀柄标准：DIN63893 HSK-E　TOOL HOLDER SHANK STANDARD: DIN63893 HSK-E

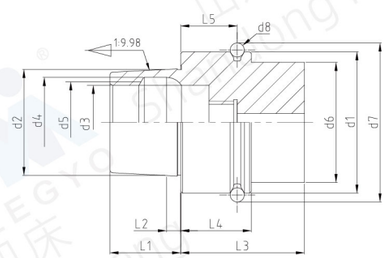

规格 Model	L1 $^{0}_{-0.2}$	L2	L3 min	L4	L5 ±0.1	d1 h10	d2	d3 H10	d4 H11	d5	d6 max	d7 $^{0}_{-0.1}$	d8
HSK20E	10	2	16	8	3.5	20	15.203	11	13.1	12	16	23.9	3
HSK25E	13	2.5	20	10	4.5	25	19.006	14	16.4	15	20	28.5	3
HSK32E	16	3.2	35	20	16	32	27.007	17	20.5	19	26	37	4
HSK40E	20	4	35	20	16	40	30.007	21	25.5	23	34	45	4
HSK50E	25	5	42	26	18	50	38.009	26	32	29	42	59.3	7
HSK63E	32	6.3	45	26	18	63	48.01	34	40	37	53	72.3	7

特点：

◎锥度精度：<AT3
◎基本材质：20CrMnTi
◎硬度：HRC54-58° 渗碳深度 > 0.8mm
◎真圆度：<0.8μm
◎表面粗糙度：Ra<0.5μm
◎刀杆有预设标准动平衡 G6.3，可另外指定精密动平衡 G2.5

Features:

◎Taper tolerance < AT3
◎Basic Material: 20CrMnTi
◎Hardness > HRC56° Carbon depth > 0.8mm
◎Roundness < 0.8μm
◎Surface roughness:Ra < 0.5μm
◎The shank has pre-balance at G6.3, and can provide percision balance at G2.5, made by request

数控刀柄标准：DIN63893 HSK-F　TOOL HOLDER SHANK STANDARD: DIN63893 HSK-F

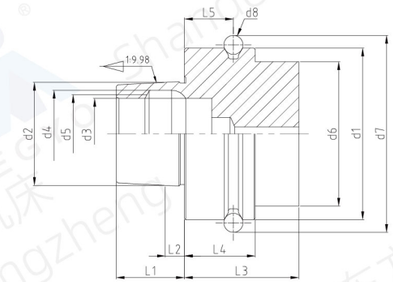

规格 Model	L1 $^{0}_{-0.2}$	L2	L3 min	L4	L5 ±0.1	d1 h10	d2	d3 H10	d4 H11	d5	d6 max	d7 $^{0}_{-0.1}$	d8
HSK50F	20	4	42	26	18	50	30.007	21	25.5	23	42	59.3	7
HSK63F	25	5	42	26	18	63	38.009	26	32	29	53	72.3	7
HSK80F	32	6.3	42	26	18	80	48.01	34	40	37	68	88.8	7

数控刀柄标准：ASME B5.50 CAT　TOOL HOLDER SHANK STANDARD: ASME B5.50 CAT

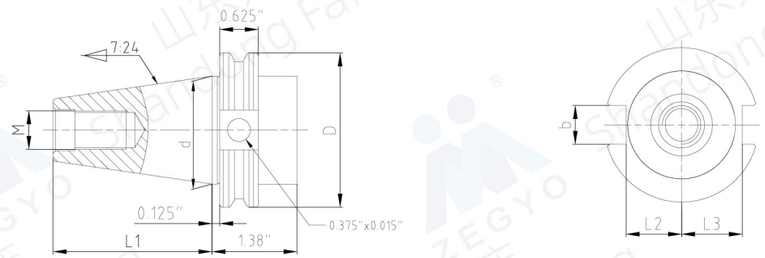

规格 Model	L1 (inch)	L2 (inch)	L3 (inch)	d (inch)	b (inch)	D (inch)	M
CAT30	1.875	0.640	0.735	1.250	0.645	1.812	1/2" -13
CAT40	2.687	0.890	0.985	1.750	0.645	2.500	5/8" -11
CAT45	3.250	1.140	1.235	2.250	0.770	3.250	3/4" -10
CAT50	4.000	1.390	1.485	2.750	1.020	3.875	1" -8

特点：

◎锥度精度：<AT3
◎基本材质：20CrMnTi
◎硬度：HRC54-58 渗碳深度>0.8mm
◎真圆度：<0.8μm
◎表面粗糙度：Ra<0.5μm
◎可指定动平衡精度G2.5

Features:

◎Taper accuracy: <AT3
◎Material: 20CrMnTi
◎Hardness: HRC54-58 Carburizing depth>0.8mm
◎Roundness: <0.8μm
◎Surface roughness: Ra<0.5μm
◎Dynamic balancing accuracy G2.5 can be specified

数控刀柄标准：DIN2080/NT 7:24锥度 TOOL HOLDER SHANK STANDARD: DIN2080 7:24 TAPER

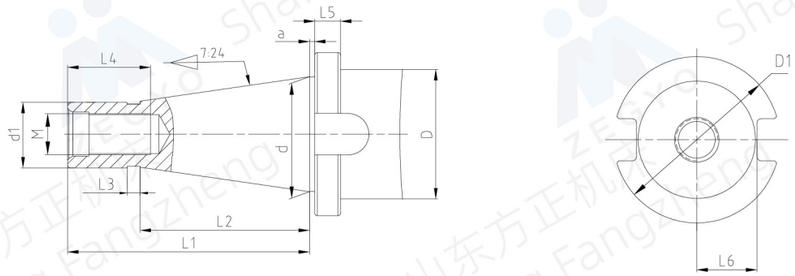

规格 Model	L1(mm)	L2(mm)	L3(mm)	L4(mm)	L5(mm)	L6(mm)	d(mm)	d1(mm)	D(mm)	D1(mm)	M(mm)	a(mm)
DIN2080 30/NT30	68.4	48.4	3	24	8	16.2	31.75	17.4	36	50	M12	1.6
DIN2080 40/NT40	93.4	65.4	5	32	10	22.5	44.45	25.3	50	63	M16	1.6
DIN2080 45/NT45	106.8	82.8	6	40	12	29	57.15	32.4	68	80	M20	3.2
DIN2080 50/NT50	126.8	101.8	8	47	12	35.3	69.85	39.6	78	97.5	M24	3.2

数控刀柄标准：ISO柄部标准 TOOL HOLDER SHANK STANDARD: ISO STANDARDS

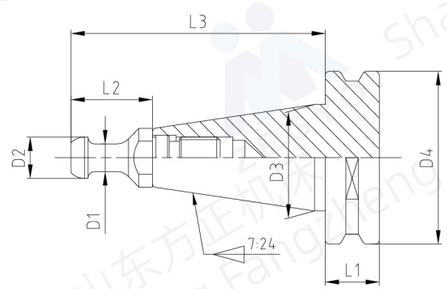

规格 Model	D1 (mm)	D2 (mm)	D3 (mm)	D4 (mm)	L1 (mm)	L2(	L3
ISO20	6	9	22.225	33	8	12	45.3
ISO25	7	10	25.4	37	8	16	55.7
ISO30	9	13	31.75	50	15.9	24	71.8

特点：

◎基本材质：20CrMnTi
◎硬度：HRC54-58 渗碳深度>0.8mm
◎真圆度：<0.8μm
◎表面粗糙度：Ra<0.5μm

Features:

◎Material: 20CrMnTi
◎Hardness: HRC54-58 Carburizing depth>0.8mm
◎Roundness: <0.8μm
◎Surface roughness: Ra<0.5μm

数控刀柄标准：BBT与BT刀柄锥度说明 BBT TOOL HOLDER AND BT TOOL HOLDER

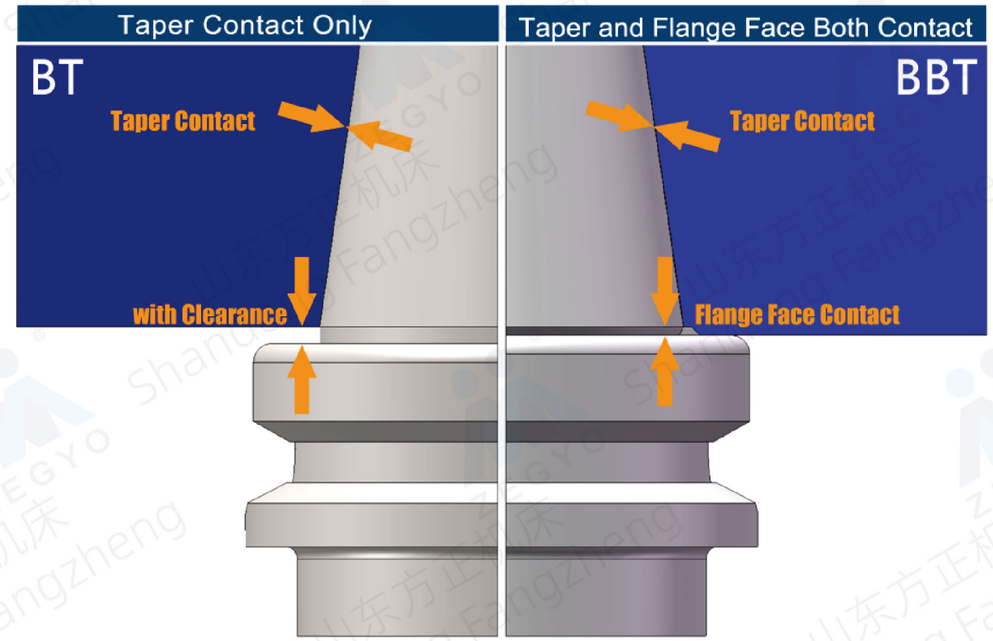

BBT数控刀柄优势
具有双面定位功能，且刀柄法兰面也参与接触，使得其在高速旋转时具有更高的精度和稳定性。此外，BBT刀柄还可以防止高速转动时刀柄轴向尺寸的变化，以及防止重切削时因振动使刀柄锥面磨损。

BBT Advantages
◎It has a double-sided positioning function, and the flange surface of the tool holder is also involved in the contact, which makes it have higher precision and stability when rotating at high speed. In addition, the BBT tool holder can also prevent the axial size of the tool holder from changing during high-speed rotation, and prevent the tool holder cone from being worn due to vibration during heavy cutting.

订购时请注明型号BT或BBT
Please specify model BT or BBT when ordering

ZY-10001-I BT30-ER数控铣夹头刀柄 BT30-ER SERIES MILLING TOOLHOLDER

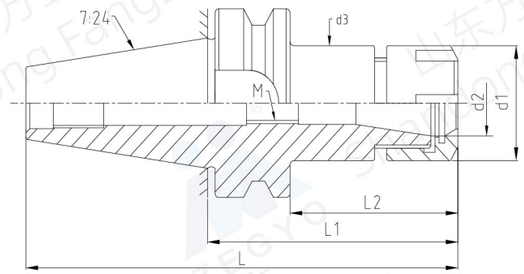

订货时请注明BT系列还是BBT系列例如：BT30-ER32-100或BBT30-ER32-100
When ordering, please specify BT series or BBT series, for example BT30-ER32-100 or BBT30-ER32-100

规格 Model	L(mm)	L1(mm)	L2(mm)	d1(mm)	d2(mm)	d3(mm)	M
(BBT)BT30-ER8M-100	148.4	100	78	12	8	15	
(BBT)BT30-ER11M-70	118.4	70	48	16	11	16	
(BBT)BT30-ER11-60	108.4	60	38	19	11	20	
(BBT)BT30-ER11-100	148.4	100	78	19	11	20	
(BBT)BT30-ER11-150	198.4	150	128	19	11	20	
(BBT)BT30-ER16-60	108.4	60	38	28	16	28	M10
(BBT)BT30-ER16-100	148.4	100	78	28	16	28	M10
(BBT)BT30-ER16-200	248.4	200	178	28	16	28	M10
(BBT)BT30-ER20-60	108.4	60	38	34	20	35	M12
(BBT)BT30-ER20-100	148.4	100	78	34	20	35	M12
(BBT)BT30-ER20-200	248.4	200	178	34	20	35	M12
(BBT)BT30-ER25-60	108.4	60	38	42	25	42	M12
(BBT)BT30-ER25-100	148.4	100	78	42	25	42	M12
(BBT)BT30-ER25-200	248.4	200	178	42	25	42	M12
(BBT)BT30-ER32-60	108.4	60	38	50	32	44	M16
(BBT)BT30-ER32-100	148.4	100	78	50	32	44	M16
(BBT)BT30-ER32-200	248.4	200	178	50	32	44	M16
(BBT)BT30-ER40-80	128.4	80	58	63	40	50	M16
(BBT)BT30-ER40-100	148.4	100	78	63	40	50	M16

规格说明：

BT30 – ER – 32 – 100
- L1长度 Length(L)
- 筒夹型号 Collet model
- 筒夹种类 Collet type
- 锥柄形式 Shank size

配件 Accessories

压帽 NUT	ER夹头 ER COLLET	扳手 WRENCH	拉钉 PULL STUD
X1	X1	X1	X1

特点：

◎配用ER弹性筒夹，适用于夹持铣刀、钻头、丝锥
◎使用时先把筒夹装入螺帽，再将刀具放入筒夹，然后放入刀柄并拧紧螺帽
◎适用专用扳手，不可用其它工具
◎扳手、拉钉、筒夹须另行购买
◎根据客户需要精密平衡至 G6.3/15000RPM, G2.5/30000RPM
◎订购时请注明刀柄的标准形式。如需法兰侧面进水冷却的刀柄，请标明AD/B型，如BT40AD/B-ER32-100

Features:

◎Equipped with ER collet, suitable for clamping milling cutters, drill bits, and taps
◎When using, the collet and nut are assembled first. In the second step, put the tool into the collet. In the third step, put the assembled device into the body and tighten the nut
◎His product is suitable for special wrenches, other types of wrenches cannot be used
◎Wrench, pull stud(retention knobs) and collet must be purchased separately
◎Can be precisely balanced according to customer needs to G6.3 /15000RPM, G2.5/30000RPM
◎Please specify the standard form of the toolholder when ordering. If you require a water cooled shank with water inlet on the side of the flange, please mark type AD/B, such as BT40AD/B-ER32-100

ZY-10001-II BT40-ER数控铣夹头刀柄 BT40-ER SERIES MILLING TOOLHOLDER

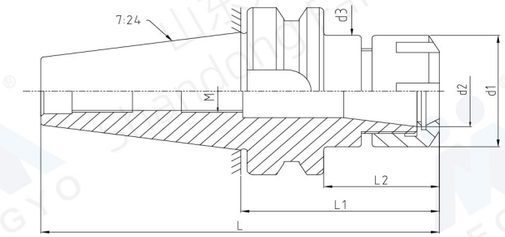

订货时请注明BT系列还是BBT系列例如：BT40-ER32-100或BBT40-ER32-100
When ordering, please specify BT series or BBT series, for example BT40-ER32-100 or BBT40-ER32-100

规格 Model	L(mm)	L1(mm)	L2(mm)	d1(mm)	d2(mm)	d3(mm)	M
(BBT)BT40-ER8M-100	165.4	100	73	12	8	15	
(BBT)BT40-ER11M-150	215.4	150	123	16	11	16	
(BBT)BT40-ER11-70	135.4	70	43	19	11	20	
(BBT)BT40-ER11-100	165.4	100	73	19	11	20	
(BBT)BT40-ER11-160	225.4	160	133	19	11	20	
(BBT)BT40-ER16-60	125.4	60	33	28	16	28	M10
(BBT)BT40-ER16-100	165.4	100	73	28	16	28	M10
(BBT)BT40-ER16-250	315.4	250	223	28	16	28	M10
(BBT)BT40-ER20-70	135.4	70	43	34	20	35	M12
(BBT)BT40-ER20-100	165.4	100	73	34	20	35	M12
(BBT)BT40-ER20-250	315.4	250	223	34	20	35	M12
(BBT)BT40-ER25-60	125.4	60	33	42	25	42	M16
(BBT)BT40-ER25-100	165.4	100	73	42	25	42	M16
(BBT)BT40-ER25-250	315.4	250	223	42	25	42	M16
(BBT)BT40-ER32-60	125.4	60	33	50	32	50	M16
(BBT)BT40-ER32-100	165.4	100	73	50	32	50	M16
(BBT)BT40-ER32-250	315.4	250	223	50	32	50	M16
(BBT)BT40-ER40-70	135.4	70	43	63	40	60	M16
(BBT)BT40-ER40-100	165.4	100	73	63	40	60	M16
(BBT)BT40-ER40-200	265.4	200	173	63	40	60	M16
(BBT)BT40-ER50-100	165.4	100	73	78	50	64	M16

规格说明：

BT40 – ER – 32 – 100
- L1长度 Length(L)
- 筒夹型号 Collet model
- 筒夹种类 Collet type
- 锥柄形式 Shank size

配件 Accessories

压帽 NUT	ER夹头 ER COLLET	扳手 WRENCH	拉钉 PULL STUD
X1	X1	X1	X1

特点：

◎配用ER弹性筒夹，适用于夹持铣刀、钻头、丝锥
◎使用时先把筒夹装入螺帽，再将刀具放入筒夹，然后放入刀柄并拧紧螺帽
◎适用专用扳手，不可用其它工具
◎扳手、拉钉、筒夹须另行购买
◎根据客户需要精密平衡至 G6.3/15000RPM, G2.5/30000RPM
◎订购时请注明刀柄的标准形式。如需进水冷却的刀柄，请标明AD/B型，如BT40AD/B-ER32-100

Features:

◎Equipped with ER spring collet, suitable for clamping milling cutters, drill bits, and taps
◎When using, the collet and nut are assembled first. In the second step, put the tool into the collet. In the third step, put the assembled device into the body and tighten the nut
◎His product is suitable for special wrenches, other types of wrenches cannot be used
◎Wrench, pull stud(retention knobs) and collet must be purchased separately
◎Can be precisely balanced according to customer needs to G6.3 /15000RPM, G2.5/30000RPM
◎Please specify the standard form of the toolholder when ordering. If you need a cooling toolholder, please specify the AD/B type, such as BT40AD/B-ER32-100

扫码观看视频
Scan the code to watch videos

ZY-10001-III BT50-ER数控铣夹头刀柄 BT50-ER SERIES MILLING TOOLHOLDER

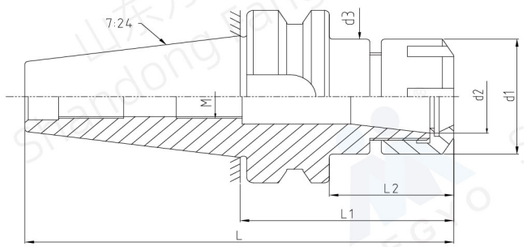

订货时请注明BT系列还是BBT系列例如：BT50-ER32-100或BBT50-ER32-100
When ordering, please specify BT series or BBT series, for example BT50-ER32-100 or BBT50-ER32-100

规格 Model	L (mm)	L1 (mm)	L2 (mm)	d1 (mm)	d2 (mm)	d3 (mm)	M (mm)
(BBT)BT50-ER11-100	201.8	100	62	19	11	20	
(BBT)BT50-ER11-150	251.8	150	112				
(BBT)BT50-ER16-70	171.8	70	32	28	16	28	M10
(BBT)BT50-ER16-100	201.8	100	62				
(BBT)BT50-ER16-200	301.8	200	162				
(BBT)BT50-ER20-70	171.8	70	32	34	20	35	M12
(BBT)BT50-ER20-100	201.8	100	62				
(BBT)BT50-ER20-300	401.8	300	262				
(BBT)BT50-ER25-70	171.8	70	32	42	25	42	M16
(BBT)BT50-ER25-100	201.8	100	62				
(BBT)BT50-ER25-300	401.8	300	262				
(BBT)BT50-ER32-70	171.8	70	32	50	32	50	
(BBT)BT50-ER32-100	201.8	100	62				
(BBT)BT50-ER32-300	401.8	300	262				
(BBT)BT50-ER40-80	181.8	80	42	63	40	60	
(BBT)BT50-ER40-100	201.8	100	62				
(BBT)BT50-ER40-300	401.8	300	262				
(BBT)BT50-ER50-80	181.8	80	42	78	50	78	
(BBT)BT50-ER50-100	201.8	100	62				

规格说明：

BT50 – ER – 40 – 100
- L1长度 Length(L)
- 筒夹型号 Collet model
- 筒夹种类 Collet type
- 锥柄形式 Shank size

配件 Accessories

压帽 NUT	ER夹头 ER COLLET	扳手 WRENCH	拉钉 PULL STUD
X1	X1	X1	X1

特点：

◎配用ER弹性筒夹，适用于夹持铣刀、钻头、丝锥
◎使用时先把筒夹装入螺帽，再将刀具放入筒夹，然后放入刀柄并拧紧螺帽
◎适用专用扳手，不可用其它工具
◎扳手、拉钉、筒夹须另行购买
◎根据客户需要精密平衡至 G6.3/15000RPM, G2.5/30000RPM
◎ 订购时请注明刀柄的标准形式。如需进水冷却的刀柄，请标明AD/B型，如BT40AD/B-ER32-100

Features:

◎Equipped with ER spring collet, suitable for clamping milling cutters, drill bits, and taps
◎When using, the collet and nut are assembled first. In the second step, put the tool into the collet. In the third step, put the assembled device into the body and tighten the nut
◎His product is suitable for special wrenches, other types of wrenches cannot be used
◎Wrench, pull stud(retention knobs) and collet must be purchased separately
◎Can be precisely balanced according to customer needs to G6.3 /15000RPM, G2.5/30000RPM
◎Please specify the standard form of the toolholder when ordering. If you need a cooling toolholder, please specify the AD/B type, such as BT40AD/B-ER32-100

ZY-10002-I DIN69871 30-ER数控铣夹头刀柄 DIN69871.30-ER SERIES MILLING TOOLHOLDER

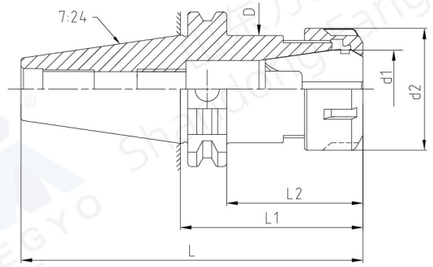

规格 Model	L (mm)	L1 (mm)	L2 (mm)	d1 (mm)	d2 (mm)	D (mm)
DIN69871 30-ER11-60	107.8	60	40.9	11	19	20
DIN69871 30-ER11-80	127.8	80	60.9			
DIN69871 30-ER16-63	110.8	63	43.9	16	28	28
DIN69871 30-ER16-100	147.8	100	80.9			
DIN69871 30-ER16-200	247.8	200	180.9			
DIN69871 30-ER20-63	110.8	63	43.9	20	34	31.8
DIN69871 30-ER20-100	147.8	100	80.9			
DIN69871 30-ER20-200	247.8	200	180.9			
DIN69871 30-ER25-63	110.8	63	43.9	25	42	
DIN69871 30-ER25-100	147.8	100	80.9			
DIN69871 30-ER25-200	247.8	200	180.9			
DIN69871 30-ER32-60	107.8	60	40.9	32	50	40
DIN69871 30-ER32-100	147.8	100	80.9			
DIN69871 30-ER32-200	247.8	200	180.9			
DIN69871 30-ER40-80	127.8	80	60.9	40	63	50
DIN69871 30-ER40-100	147.8	100	80.9			
DIN69871 30-ER40-150	197.8	150	130.9			

规格说明：

DIN69871 30 – ER – 40 – 100
- L1长度 Length(L)
- 筒夹型号 Collet model
- 筒夹种类 Collet type
- 锥柄形式 Shank size

配件 Accessories

压帽 NUT	ER夹头 ER COLLET	扳手 WRENCH	拉钉 PULL STUD
X1	X1	X1	X1

特点：

◎配用ER弹性筒夹，适用于夹持铣刀、钻头、丝锥
◎使用时先把筒夹装入螺帽，再将刀具放入筒夹，然后放入刀柄并拧紧螺帽
◎适用专用扳手，不可用其它工具
◎扳手、拉钉、筒夹须另行购买
◎根据客户需要精密平衡至 G6.3/15000RPM, G2.5/30000RPM
◎ 订购时请注明刀柄的标准形式。如需进水冷却的刀柄，请标明AD/B型，如DIN69871 40AD/B-ER32-100

Features:

◎Equipped with ER spring collet, suitable for clamping milling cutters, drill bits, and taps
◎When using, the collet and nut are assembled first. In the second step, put the tool into the collet. In the third step, put the assembled device into the body and tighten the nut
◎His product is suitable for special wrenches, other types of wrenches cannot be used
◎Wrench, pull stud(retention knobs) and collet must be purchased separately
◎Can be precisely balanced according to customer needs to G6.3 /15000RPM, G2.5/30000RPM
◎Please specify the standard form of the toolholder when ordering. If you need a cooling toolholder, please specify the AD/B type, such as DIN69871 40AD/B-ER32-100

ZY-10002-II DIN69871 40-ER数控铣夹头刀柄 DIN69871.40-ER SERIES MILLING TOOLHOLDER

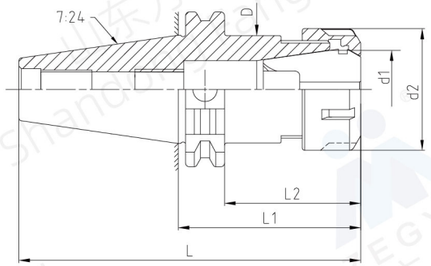

规格 Model	L (mm)	L1 (mm)	L2 (mm)	d1 (mm)	d2 (mm)	D (mm)
DIN69871 40-ER11-70	138.4	70	50.9	11	19	19
DIN69871 40-ER11-100	168.4	100	80.9			
DIN69871 40-ER11-160	228.4	160	140.9			
DIN69871 40-ER16-60	128.4	60	40.9	16	28	28
DIN69871 40-ER16-100	168.4	100	80.9			
DIN69871 40-ER16-200	268.4	200	180.9			
DIN69871 40-ER20-70	138.4	70	50.9	20	34	35
DIN69871 40-ER20-100	168.4	100	80.9			
DIN69871 40-ER20-160	228.4	160	140.9			
DIN69871 40-ER25-60	128.4	60	40.9	25	42	42
DIN69871 40-ER25-100	168.4	100	80.9			
DIN69871 40-ER25-160	228.4	160	140.9			
DIN69871 40-ER32-70	138.4	70	50.9	32	50	44
DIN69871 40-ER32-100	168.4	100	80.9			
DIN69871 40-ER32-160	228.4	160	140.9			
DIN69871 40-ER40-70	138.4	70	50.9	40	63	50
DIN69871 40-ER40-120	188.4	120	100.9			
DIN69871 40-ER40-160	228.4	160	140.9			
DIN69871 40-ER50-80	148.4	80	60.9	50	78	64

规格说明：

DIN69871 40 – ER – 32 – 100

- L1长度 Length(L)
- 筒夹型号 Collet model
- 筒夹种类 Collet type
- 锥柄形式 Shank size

配件 Accessories

压帽 NUT	ER夹头 ER COLLET	扳手 WRENCH	拉钉 PULL STUD
X1	X1	X1	X1

特点：

◎配用ER弹性筒夹，适用于夹持铣刀、钻头、丝锥
◎使用时先把筒夹装入螺帽，再将刀具放入筒夹，然后放入刀柄并拧紧螺帽
◎适用专用扳手，不可用其它工具
◎扳手、拉钉、筒夹须另行购买
◎根据客户需要精密平衡至 G6.3/15000RPM, G2.5/30000RPM
◎订购时请注明刀柄的标准形式。如需进水冷却的刀柄，请标明AD/B型，如DIN69871 40AD/B-ER32-100

Features:

◎Equipped with ER spring collet, suitable for clamping milling cutters, drill bits, and taps
◎When using, the collet and nut are assembled first. In the second step, put the tool into the collet. In the third step, put the assembled device into the body and tighten the nut
◎His product is suitable for special wrenches, other types of wrenches cannot be used
◎Wrench, pull stud(retention knobs) and collet must be purchased separately
◎Can be precisely balanced according to customer needs to G6.3 /15000RPM, G2.5/30000RPM
◎Please specify the standard form of the toolholder when ordering. If you need a cooling toolholder, please specify the AD/B type, such as DIN69871 40AD/B-ER32-100

ZY-10002-III DIN69871 50-ER数控铣夹头刀柄 DIN69871.50-ER SERIES MILLING TOOLHOLDER

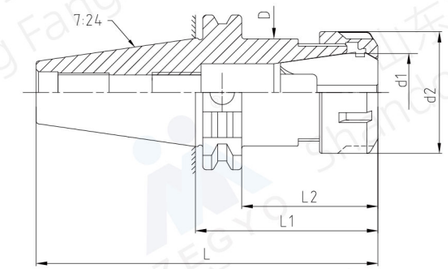

规格 Model	L(mm)	L1(mm)	L2(mm)	d1(mm)	d2(mm)	D(mm)
DIN69871 50-ER11M-100	201.75	100	80.9	11	16	16
DIN69871 50-ER11-100	201.75	100	80.9	11	19	20
DIN69871 50-ER16-70	171.75	70	50.9	16	28	28
DIN69871 50-ER16-100	201.75	100	80.9	16	28	28
DIN69871 50-ER16-200	301.75	200	180.9	16	28	28
DIN69871 50-ER20-70	171.75	70	50.9	20	34	35
DIN69871 50-ER20-100	201.75	100	80.9	20	34	35
DIN69871 50-ER20-160	261.75	160	140.9	20	34	35
DIN69871 50-ER25-70	171.75	70	50.9	25	42	42
DIN69871 50-ER25-150	251.75	150	130.9	25	42	42
DIN69871 50-ER25-200	301.75	200	180.9	25	42	42
DIN69871 50-ER32-70	171.75	70	50.9	32	50	50
DIN69871 50-ER32-150	251.75	150	130.9	32	50	50
DIN69871 50-ER32-300	401.75	300	280.9	32	50	50
DIN69871 50-ER40-70	171.75	70	50.9	40	63	63
DIN69871 50-ER40-150	251.75	150	130.9	40	63	63
DIN69871 50-ER40-300	401.75	300	280.9	40	63	63
DIN69871 50-ER50-100	201.75	100	80.9	50	78	74.5

规格说明：

DIN69871 50 – ER – 32 – 70

- L1长度 Length(L)
- 筒夹型号 Collet model
- 筒夹种类 Collet type
- 锥柄形式 Shank size

配件 Accessories

压帽 NUT	ER夹头 ER COLLET	扳手 WRENCH	拉钉 PULL STUD
X1	X1	X1	X1

特点：

◎配用ER弹性筒夹，适用于夹持铣刀、钻头、丝锥
◎使用时先把筒夹装入螺帽，再将刀具放入筒夹，然后放入刀柄并拧紧螺帽
◎适用专用扳手，不可用其它工具
◎扳手、拉钉、筒夹须另行购买
◎根据客户需要精密平衡至 G6.3/15000RPM, G2.5/30000RPM
◎订购时请注明刀柄的标准形式。如需进水冷却的刀柄，请标明AD/B型，如DIN69871 50AD/B-ER32-100

Features:

◎Equipped with ER spring collet, suitable for clamping milling cutters, drill bits, and taps
◎When using, the collet and nut are assembled first. In the second step, put the tool into the collet. In the third step, put the assembled device into the body and tighten the nut
◎His product is suitable for special wrenches, other types of wrenches cannot be used
◎Wrench, pull stud(retention knobs) and collet must be purchased separately
◎Can be precisely balanced according to customer needs to G6.3 /15000RPM, G2.5/30000RPM
◎Please specify the standard form of the toolholder when ordering. If you need a cooling toolholder, please specify the AD/B type, such as DIN69871 50AD/B-ER32-100

ZY-10003 HSK-ER数控铣夹头刀柄 HSK SERIES MILLING TOOLHOLDER

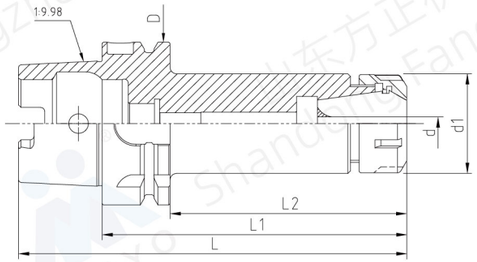

规格 Model	夹持范围d (Clamping range)	d1 (mm)	D (mm)	L (mm)	L1 (mm)	L2 (mm)
HSK50A-ER16-80	1-10	28	50	105	80	54
HSK50A-ER16-100	1-10	28	50	125	100	74
HSK50A-ER25-80	1-16	42	50	105	80	54
HSK50A-ER25-100	1-16	42	50	125	100	74
HSK50A-ER32-100	2-20	50	50	125	100	74
HSK50A-ER32-120	2-20	50	50	145	120	94
HSK63A-ER16-80	1-10	28	63	112	80	54
HSK63A-ER16-100	1-10	28	63	132	100	74
HSK63A-ER25-80	1-16	42	63	112	80	54
HSK63A-ER25-100	1-16	42	63	132	100	74
HSK63A-ER25-120	1-16	42	63	152	120	94
HSK63A-ER32-80	2-20	50	63	112	80	54
HSK63A-ER32-100	2-20	50	63	132	100	74
HSK63A-ER32-120	2-20	50	63	152	120	94
HSK63A-ER40-80	3-26	63	63	112	80	54
HSK63A-ER40-100	3-26	63	63	132	100	74
HSK63A-ER40-120	3-26	63	63	152	120	94
HSK100A-ER25-100	1-16	42	100	150	100	71
HSK100A-ER25-120	1-16	42	100	170	120	91
HSK100A-ER32-100	2-20	50	100	150	100	71
HSK100A-ER32-120	2-20	50	100	170	120	91
HSK100A-ER40-100	3-26	63	100	150	100	71
HSK100A-ER40-120	3-26	63	100	170	120	91

规格说明：

HSK63A – ER – 32 – 100

- L1长度 Length(L)
- 筒夹型号 Collet model
- 筒夹种类 Collet type
- 锥柄形式 Shank size

配件 Accessories

压帽 NUT	ER夹头 ER COLLET	扳手 WRENCH

特点：

◎螺母为预设动平衡螺母
◎整支通孔，利于出水及抗震
◎使用时先把筒夹装入螺帽，再将刀具放入筒夹，然后放入刀柄并拧紧螺帽
◎刀具装入筒夹内孔，必须超出筒夹内孔有效夹持长度，避免使用 不当造成损坏
◎筒夹和扳手需要单独订购
◎根据客户需要精密平衡至 G6.3/15000RPM, G2.5/30000RPM

Features:

◎The nut is a preset dynamic balancing nut
◎The whole through is conducive to water discharge and earthquake resistance
◎When using, the collet and nut are assembled first. In the second step, put the tool into the collet. In the third step, put the assembled device into the body and tighten the nut
◎When the tool is installed into the inner hole of the collet, it must exceed the effective clamping length of the inner hole of the collet to avoid damage caused by improper firmness
◎Collet and wrench need to be ordered separately
◎Can be precisely balanced according to customer needs to G6.3 /15000RPM, G2.5/30000RPM

ZY-10004 CAT-ER数控铣夹头刀柄 CAT-ER SERIES MILLING TOOLHOLDER

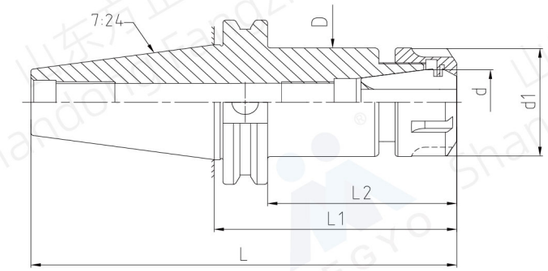

规格 Model	L (mm)	L1 (mm)	L2 (mm)	d (mm)	d1 (mm)	D (mm)
CAT40-ER11-100	168.25	100	80.95	11	19	20
CAT40-ER16-63	131.25	63	43.95	16	28	28
CAT40-ER16-150	218.25	150	130.95			
CAT40-ER20-70	138.25	70	50.95	20	34	35
CAT40-ER20-100	168.25	100	80.95			
CAT40-ER25-70	138.25	70	50.95	25	42	42
CAT40-ER25-100	168.25	100	80.95			
CAT40-ER25-150	218.25	150	130.95			
CAT40-ER32-70	138.25	70	50.95	32	50	44.45
CAT40-ER32-100	168.25	100	80.95			
CAT40-ER32-150	218.25	150	130.95			
CAT40-ER40-70	138.25	70	50.95	40	63	50
CAT40-ER40-100	168.25	100	80.95			
CAT40-ER40-150	218.25	150	130.95			
CAT40-ER50-80	148.25	80	60.95	50	78	64
CAT40-ER50-100	168.25	100	80.95			
CAT50-ER11-100	201.6	100	80.95	11	19	20
CAT50-ER16-70	171.6	70	50.95	16	28	28
CAT50-ER16-135	236.6	135	115.95			
CAT50-ER20-70	171.6	70	50.95	20	34	35
CAT50-ER20-165	266.6	165	145.95			
CAT50-ER25-70	171.6	70	50.95	25	42	42
CAT50-ER25-165	266.6	165	145.95			
CAT50-ER32-70	171.6	70	50.95	32	50	50
CAT50-ER32-100	201.6	100	80.95			
CAT50-ER40-80	181.6	80	60.95	40	63	60
CAT50-ER40-150	251.6	150	130.95			
CAT50-ER50-90	191.6	90	70.95	50	78	70
CAT50-ER50-120	221.6	120	100.95			

规格说明：

CAT40 – ER – 32 – 70

- L1长度 Length(L)
- 筒夹型号 Collet model
- 筒夹种类 Collet type
- 锥柄形式 Shank size

配件 Accessories

压帽 NUT	ER夹头 ER COLLET	扳手 WRENCH	拉钉 PULL STUD

特点：

◎配用ER弹性筒夹，适用于夹持铣刀、钻头、丝锥
◎使用时先把筒夹装入螺帽，再将刀具放入筒夹，然后放入刀柄并拧紧螺帽
◎适用专用扳手，不可用其它工具
◎扳手、拉钉、筒夹须另行购买
◎根据客户需要精密平衡至 G6.3/15000RPM, G2.5/30000RPM

Features:

◎Equipped with ER spring collet, suitable for clamping milling cutters, drill bits, and taps
◎When using, the collet and nut are assembled first. In the second step, put the tool into the collet. In the third step, put the assembled device into the body and tighten the nut
◎His product is suitable for special wrenches, other types of wrenches cannot be used
◎Wrench, pull stud(retention knobs) and collet must be purchased separately
◎Can be precisely balanced according to customer needs to G6.3 /15000RPM, G2.5/30000RPM

ZY-10005 DIN2080-ER数控铣夹头刀柄 DIN2080-ER SERIES MILLING TOOLHOLDER

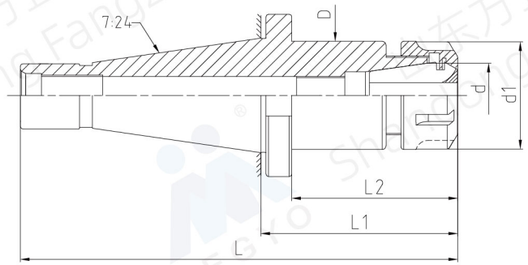

规格 Model	L (mm)	L1 (mm)	L2 (mm)	d (mm)	d1 (mm)	D (mm)
DIN2080 30-ER11-50	118.4	50	40.4	11	19	20
DIN2080 30-ER16-63	131.4	63	53.4	16	28	28
DIN2080 30-ER20-63	131.4	63	53.4	20	34	35
DIN2080 30-ER25-63	131.4	63	53.4	25	42	42
DIN2080 30-ER32-63	131.4	63	53.4	32	50	50
DIN2080 30-ER40-75	143.4	75	65.4	40	63	50
DIN2080 40-ER11-70	163.4	70	58.4	11	19	20
DIN2080 40-ER11-100	193.4	100	88.4	11	19	20
DIN2080 40-ER16-63	156.4	63	51.4	16	28	28
DIN2080 40-ER16-100	193.4	100	88.4	16	28	28
DIN2080 40-ER20-60	153.4	60	48.4	20	34	35
DIN2080 40-ER25-60	153.4	60	48.4	25	42	42
DIN2080 40-ER32-70	163.4	70	58.4	32	50	50
DIN2080 40-ER40-60	153.4	60	48.4	40	63	60
DIN2080 40-ER40-80	173.4	80	68.4	40	63	60
DIN2080 40-ER50-100	193.4	100	88.4	50	78	62
DIN2080 50-ER16-63	189.8	63	47.8	16	28	28
DIN2080 50-ER16-100	226.8	100	84.8	16	28	28
DIN2080 50-ER16-160	286.8	160	144.8	16	28	28
DIN2080 50-ER20-60	186.8	60	44.8	20	34	35
DIN2080 50-ER25-60	186.8	60	44.8	20	42	42
DIN2080 50-ER32-63	189.8	63	47.8	32	50	50
DIN5080 50-ER40-80	206.8	80	64.8	40	63	63
DIN2080 50-ER50-90	216.8	90	74.8	50	78	70

规格说明：

DIN2080 40 – ER – 32 – 70

- 锥柄形式 Shank size
- 筒夹种类 Collet type
- 筒夹型号 Collet model
- L1长度 Length(L)

配件 Accessories

特点：

◎配用ER弹性筒夹，适用于夹持铣刀、钻头、丝锥
◎使用时先把筒夹装入螺帽，再将刀具放入筒夹，然后放入刀柄并拧紧螺帽
◎适用专用扳手，不可用其它工具
◎扳手、筒夹须另行购买
◎根据客户需要精密平衡至 G6.3/15000RPM, G2.5/30000RPM

Features:

◎Equipped with ER spring collet, suitable for clamping milling cutters, drill bits, and taps
◎When using, the collet and nut are assembled first. In the second step, put the tool into the collet. In the third step, put the assembled device into the body and tighten the nut
◎His product is suitable for special wrenches, other types of wrenches cannot be used
◎Wrench, pull stud(retention knobs) and collet must be purchased separately
◎Can be precisely balanced according to customer needs to G6.3 /15000RPM, G2.5/30000RPM

ZY-10006 ISO-ER数控铣夹头刀柄 ISO SERIES MILLING TOOLHOLDER

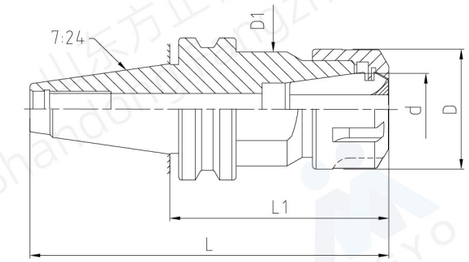

规格 Model	L	L1	d	D	D1
ISO30-ER32-45	92.8	45	32	50	45
ISO30-ER32-60	107.8	60	32	50	45
ISO30-ER32-100	147.8	100	32	50	45

规格说明：

ISO30 – ER – 32 – 60

- 锥柄形式 Shank size
- 筒夹种类 Collet type
- 筒夹型号 Collet model
- L1长度 Length(L)

配件 Accessories

特点：

◎配用ER弹性筒夹，适用于夹持铣刀、钻头、丝锥
◎使用时先把筒夹装入螺帽，再将刀具放入筒夹，然后放入刀柄并拧紧螺帽
◎适用专用扳手，不可用其它工具
◎扳手、拉钉、筒夹须另行购买
◎根据客户需要精密平衡至 G6.3/15000RPM, G2.5/30000RPM

Features:

◎Equipped with ER spring collet, suitable for clamping milling cutters, drill bits, and taps
◎When using, the collet and nut are assembled first. In the second step, put the tool into the collet. In the third step, put the assembled device into the body and tighten the nut
◎His product is suitable for special wrenches, other types of wrenches cannot be used
◎Wrench, pull stud(retention knobs) and collet must be purchased separately
◎Can be precisely balanced according to customer needs to G6.3 /15000RPM, G2.5/30000RPM

ZY-10007 BT-APU钻夹头系列 BT-APU SERIES DRILL CHUCK HODLER

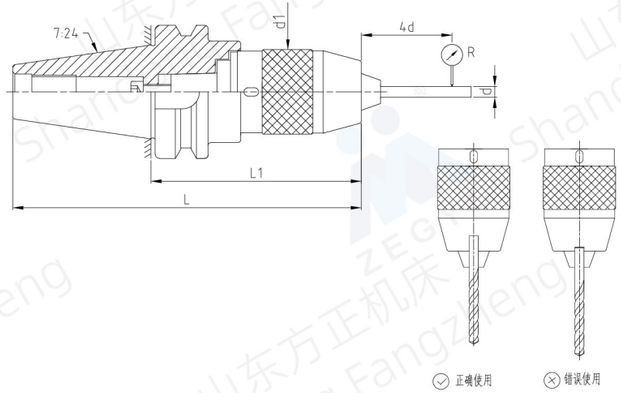

订货时请注明BT系列还是BBT系列例如：BT40-APU13或BBT40-APU13
When ordering, please specify BT series or BBT series, for example BT40-APU13 or BBT40-APU13

规格 Model	L (mm)	L1 (mm)	范围 d(mm) (Clamping range)	d1 (mm)	R1 (mm)	R2 (mm)
★ (BBT)BT30-APU08-85	133.4	85	0.5~8	37	0.08	0.12
(BBT)BT30-APU10-95	143.4	95	1~10	42		
★ (BBT)BT30-APU13-110	158.4	110	1~13	49		
★ (BBT)BT30-APU16-125	173.4	125	1~16	54		
★ (BBT)BT40-APU08-90	155.4	90	0.5~8	37		
★ (BBT)BT40-APU10-95	160.4	95	1~10	42		
★ (BBT)BT40-APU13-100	165.4	100	1~13	49		
★ (BBT)BT40-APU16-105	170.4	105	1~16	54		
(BBT)BT40-APU16-130	195.4	130	1~16	54		
★ (BBT)BT50-APU08-95	196.8	95	0.5~8	37		
★ (BBT)BT50-APU13-115	216.8	115	1~13	49		
★ (BBT)BT50-APU16-120	221.8	120	1~16	54		
★ (BBT)BT50-APU20-130	231.8	130	5~20	58		

提示：带有★标记的为默认长度，激光蚀刻不包含长度，例如BT40-APU13-100,激光蚀刻BT40-APU13
Tip: The length marked with ★ is the default length,
and the laser etching does not include the length, such as BT40-APU13-100 etching BT40-APU13

规格说明：

BT40 – APU – 13 – 100
- L1长度 Length(L)
- 最大夹持直径 Maximum clamping diameter
- 工作部分 Working part
- 锥柄形式 Shank size

配件 Accessories

特点：

◎内部用螺纹结构，不会出现夹头脱落现象
◎用于钻头、铰刀等夹持，不用于丝锥和铣刀夹持
◎一体刀柄缩短刀具长度，提高加工精度，增加使用寿命
◎有自锁功能，附带专用扳手，请勿用其它工具
◎扳手、拉钉须另行购买

Features:

◎The internal thread structure prevents the chuck from falling off
◎Used for clamping drill bits, reamers, etc., not for taps and milling cutters
◎Integrated tool holder shortens tool length, improves processing accuracy and increases service life
◎It has self-locking function and comes with a special wrench. Please do not use other wrench
◎Wrench and pull stud(retention knobs) must be purchased separately

ZY-10008 DIN69871-APU钻夹头系列 DIN69871-APU SERIES DRILL CHUCK HODLER

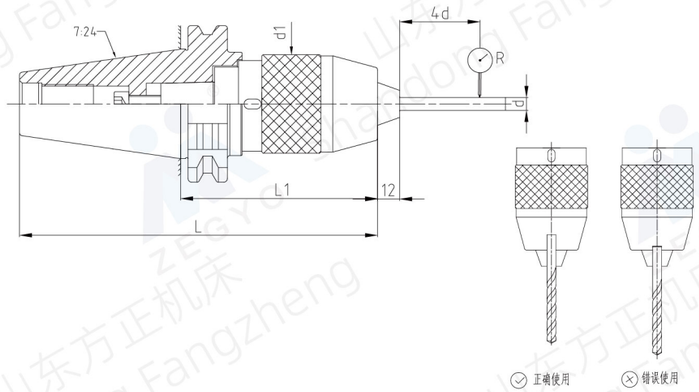

规格 Model	L (mm)	L1 (mm)	范围 d(mm) (Clamping range)	d1 (mm)	R1 (mm)	R2 (mm)
DIN69871 30-APU08-95	142.8	95	0.5~8	37	0.08	0.12
DIN69871 30-APU10-110	157.8	110	1~10	41		
DIN69871 30-APU13-125	172.8	125	1~13	49		
DIN69871 30-APU16-130	177.8	130	1~16	54		
DIN69871 40-APU08-75	143.4	75	0.5~8	37		
DIN69871 40-APU10-105	173.4	105	1~10	42		
DIN69871 40-APU13-100	168.4	100	1~13	49		
DIN69871 40-APU13-120	188.4	120	1~13	49		
DIN69871 40-APU16-115	183.4	115	1~16	54		
DIN69871 50-APU08-90	191.75	90	0.5~8	37		
DIN69871 50-APU13-115	216.75	115	1~13	49		
DIN69871 50-APU16-120	221.75	120	1~16	54		

规格说明：

DIN69871 40 – APU – 32 – 100
- L1长度 Length(L)
- 最大夹持直径 Maximum clamping diameter
- 工作部分 Working part
- 锥柄形式 Shank size

配件 Accessories

特点：

◎内部用螺纹结构，不会出现夹头脱落现象
◎用于钻头、铰刀等夹持，不用于丝锥和铣刀夹持
◎一体刀柄缩短刀具长度，提高加工精度，增加使用寿命
◎有自锁功能，附带专用扳手，请勿用其它工具
◎扳手、拉钉须另行购买

Features:

◎The internal thread structure prevents the chuck from falling off
◎Used for clamping drill bits, reamers, etc., not for taps and milling cutters
◎Integrated tool holder shortens tool length, improves processing accuracy and increases service life
◎It has self-locking function and comes with a special wrench. Please do not use other wrench
◎Wrench and pull stud(retention knobs) must be purchased separately

ZY-10009 HSK63A-APU钻夹头系列 CAT-APU SERIES DRILL CHUCK HODLER

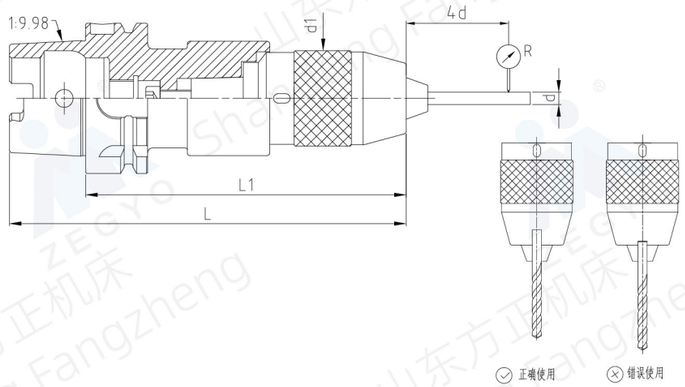

规格 Model	L (mm)	L1 (mm)	范围 d(mm) (Clamping range)	d1 (mm)	R1 (mm)	R2 (mm)
HSK63A-APU08-120	152	120	0.5~8	37	0.08	0.12
HSK63A-APU13-150	182	150	1~13	49		
HSK63A-APU16-165	197	165	1~16	54		

规格说明：

HSK63A – APU – 13 – 150

- L1长度 Length(L)
- 最大夹持直径 Maximum clamping diameter
- 工作部分 Working part
- 锥柄形式 Shank size

配件 Accessories

X1

扳手
WRENCH

特点：

◎内部用螺纹结构，不会出现夹头脱落现象
◎用于钻头、铰刀等夹持，不用于丝锥和铣刀夹持
◎一体刀柄缩短刀具长度，提高加工精度，增加使用寿命
◎有自锁功能，附带专用扳手，请勿用其它工具
◎扳手须另行购买

Features:

◎The internal thread structure prevents the chuck from falling off
◎Used for clamping drill bits, reamers, etc., not for taps and milling cutters
◎Integrated tool holder shortens tool length, improves processing accuracy and increases service life
◎It has self-locking function and comes with a special wrench. Please do not use other wrench
◎Wrench must be purchased separately

ZY-10010 CAT-APU钻夹头系列 CAT-APU SERIES DRILL CHUCK HODLER

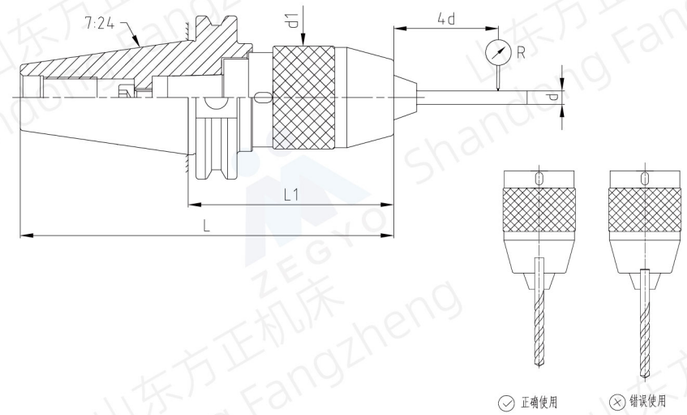

规格 Model	L (mm)	L1 (mm)	范围 d(mm) (Clamping range)	d1 (mm)	R1 (mm)	R2 (mm)
CAT40-APU08-75	143.25	75	0.5~8	37	0.08	0.12
CAT40-APU10-105	173.25	105	1~10	42		
CAT40-APU13-110	178.25	110	1~13	49		
CAT40-APU16-110	178.25	110	1~16	54		
CAT50-APU13-115	216.6	115	1~13	49		
CAT50-APU16-120	221.6	120	1~16	54		

规格说明：

CAT40 – APU – 32 – 115

- L1长度 Length(L)
- 最大夹持直径 Maximum clamping diameter
- 工作部分 Working part
- 锥柄形式 Shank size

配件 Accessories

X1

拉钉
PULL STUD

X1

扳手
WRENCH

特点：

◎内部用螺纹结构，不会出现夹头脱落现象
◎用于钻头、铰刀等夹持，不用于丝锥和铣刀夹持
◎一体刀柄缩短刀具长度，提高加工精度，增加使用寿命
◎有自锁功能，附带专用扳手，请勿用其它工具
◎扳手、拉钉须另行购买

Features:

◎The internal thread structure prevents the chuck from falling off
◎Used for clamping drill bits, reamers, etc., not for taps and milling cutters
◎Integrated tool holder shortens tool length, improves processing accuracy and increases service life
◎It has self-locking function and comes with a special wrench. Please do not use other wrench
◎Wrench and pull stud(retention knobs)must be purchased separately

扫码观看视频
Scan the code to watch videos

ZY-10011 DIN2080-APU钻夹头系列 CAT-APU SERIES DRILL CHUCK HODLER

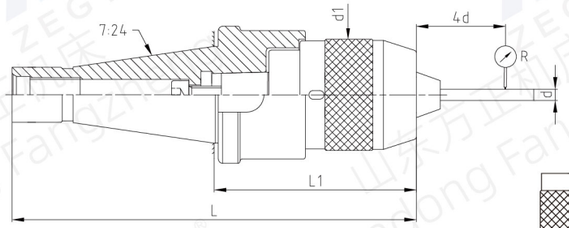

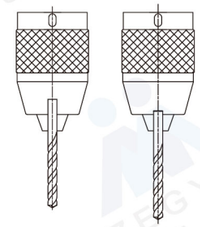

正确使用　错误使用

规格 Model	L (mm)	L1 (mm)	范围 d(mm) (Clamping range)	D (mm)	R1 (mm)	R2 (mm)
DIN2080 30-APU08-80	148.4	80	0.5~8	37	0.08	0.12
DIN2080 30-APU10-95	163.4	95	1~10	42		
DIN2080 30-APU13-105	173.4	105	1~13	49		
DIN2080 30-APU16-115	183.4	115	1~16	54		
DIN2080 40-APU13-115	208.4	115	1~13	49		
DIN2080 40-APU16-115	208.4	115	1~16	54		
DIN2080 50-APU13-100	226.8	100	1~13	49		
DIN2080 50-APU16-110	236.8	110	1~16	54		

规格说明：

DIN2080 30 – APU – 13 – 105

- L1长度 Length(L)
- 最大夹持直径 Maximum clamping diameter
- 工作部分 Working part
- 锥柄形式 Shank size

配件 Accessories

X1

扳手
WRENCH

特点：

◎内部用螺纹结构，不会出现夹头脱落现象
◎用于钻头、铰刀等夹持，不用于丝锥和铣刀夹持
◎一体刀柄缩短刀具长度，提高加工精度，增加使用寿命
◎有自锁功能，附带专用扳手，请勿用其它工具
◎扳手须另行购买

Features:

◎The internal thread structure prevents the chuck from falling off
◎Used for clamping drill bits, reamers, etc., not for taps and milling cutters
◎Integrated tool holder shortens tool length, improves processing accuracy and increases service life
◎It has self-locking function and comes with a special wrench. Please do not use other wrench
◎Wrench must be purchased separately

扫码观看视频
Scan the code to watch videos

ZY-10012-I BT30-SLN侧固式铣刀杆 BT-SLN SIDE LOCK END MILL HOLDER

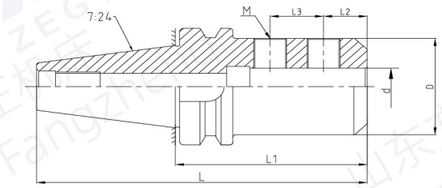

订货时请注明BT系列还是BBT系列例如：BT30-SLN16-100或BBT30-SLN16-100
When ordering, please specify BT series or BBT series, for example BT30-SLN16-100 or BBT30-SLN16-100

规格 Model	L (mm)	L1 (mm)	L2 (mm)	L3 (mm)	d (mm)	D (mm)	M (mm)
(BBT)BT30-SLN6-50	98.4	50	18		6	25	M6
(BBT)BT30-SLN6-100	148.4	100					
(BBT)BT30-SLN8-50	98.4	50			8	28	M8
(BBT)BT30-SLN8-100	148.4	100					
(BBT)BT30-SLN10-50	98.4	50	20		10	35	M10
(BBT)BT30-SLN10-100	148.4	100					
(BBT)BT30-SLN12-63	111.4	63	22.5		12	40	M12
(BBT)BT30-SLN12-100	148.4	100					
(BBT)BT30-SLN14-55	103.4	55			14	42	
(BBT)BT30-SLN14-100	148.4	100					
(BBT)BT30-SLN16-63	111.4	63	24		16	44	M16
(BBT)BT30-SLN16-100	148.4	100					
(BBT)BT30-SLN18-63	111.4	63			18	46	
(BBT)BT30-SLN18-100	148.4	100					
(BBT)BT30-SLN20-70	118.4	70	25		20	50	
(BBT)BT30-SLN20-100	148.4	100					
(BBT)BT30-SLN25-100	148.4	100	24	25	25	53	
(BBT)BT30-SLN25-120	168.4	120					
(BBT)BT30-SLN32-100	148.4	100	24	28	32	61	
(BBT)BT30-SLN40-110	158.4	110	30	32	40	73	

规格说明：

BT30 – SLN – 32 – 100

- L1长度 Length(L)
- 孔直径 Hole size
- 功能代号 Function code
- 锥柄形式 Shank size

配件 Accessories

X1

拉钉
PULL STUD

特点：

◎孔径公差H5
◎刚性夹持，用于重切削
◎装入刀具时，刀具的槽口平面部分与刀柄的侧固螺钉对齐，强力锁定
◎拉钉须另行购买

Features:

◎Aperture tolerance: H5
◎Rigid clamping for heavy cutting
◎When inserting the tool, the notch of the tool is aligned with the side fixing screw of the tool handle to lock it strongly
◎Pull stud(retention knobs) must be purchased separately

ZY-10012-II BT40-SLN侧固式铣刀杆 BT-SLN SIDE LOCK END MILL HOLDER

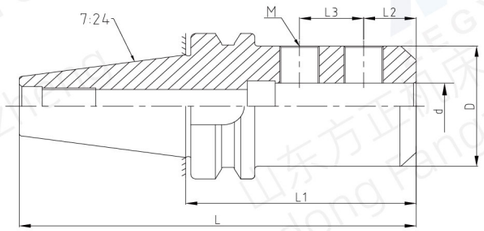

订货时请注明BT系列还是BBT系列例如：BT40-SLN16-100或BBT40-SLN16-100
When ordering, please specify BT series or BBT series, for example BT40-SLN16-100 or BBT40-SLN16-100

规格 Model	L (mm)	L1 (mm)	L2 (mm)	L3 (mm)	d (mm)	D (mm)	M
(BBT)BT40-SLN6-50	115.4	50	18		6	25	M6
(BBT)BT40-SLN6-100	165.4	100					
(BBT)BT40-SLN6-160	225.4	160					
(BBT)BT40-SLN8-60	125.4	60			8	28	M8
(BBT)BT40-SLN8-100	165.4	100					
(BBT)BT40-SLN8-160	225.4	160					
(BBT)BT40-SLN10-63	128.4	63	20		10	35	M10
(BBT)BT40-SLN10-100	165.4	100					
(BBT)BT40-SLN10-200	265.4	200					
(BBT)BT40-SLN12-63	128.4	63	22.5		12	40	M12
(BBT)BT40-SLN12-100	165.4	100					
(BBT)BT40-SLN12-200	265.4	200					
(BBT)BT40-SLN14-63	128.4	63			14	42	
(BBT)BT40-SLN14-100	165.4	100					
(BBT)BT40-SLN14-160	225.4	160					
(BBT)BT40-SLN16-63	128.4	63	24		16	44	M16
(BBT)BT40-SLN16-100	165.4	100					
(BBT)BT40-SLN16-200	265.4	200					
(BBT)BT40-SLN18-63	128.4	63			18	46	
(BBT)BT40-SLN18-100	165.4	100					
(BBT)BT40-SLN18-160	225.4	160					
(BBT)BT40-SLN20-63	128.4	63	25		20	50	
(BBT)BT40-SLN20-100	165.4	100					
(BBT)BT40-SLN20-200	265.4	200					
(BBT)BT40-SLN25-90	155.4	90	24	25	25	53	
(BBT)BT40-SLN25-100	165.4	100					
(BBT)BT40-SLN25-200	265.4	200					
(BBT)BT40-SLN32-100	165.4	100		28	32	61	
(BBT)BT40-SLN32-150	215.4	150					
(BBT)BT40-SLN32-200	265.4	200					
(BBT)BT40-SLN40-100	165.4	100	30	32	40	73	
(BBT)BT40-SLN40-120	185.4	120					

规格说明：

BT40 – SLN – 32 – 100
- 100: L1长度 Length(L)
- 32: 孔直径 Hole size
- SLN: 功能代号 Function code
- BT40: 锥柄形式 Shank size

配件 Accessories

X1
拉钉
PULL STUD

特点：

◎孔径公差H5
◎刚性夹持，用于重切削
◎装入刀具时，刀具的槽口平面部分与刀柄的侧固螺钉对齐，强力锁定
◎拉钉须另行购买

Features:

◎Aperture tolerance: H5
◎Rigid clamping for heavy cutting
◎When inserting the tool, the notch of the tool is aligned with the side fixing screw of the tool handle to lock it strongly
◎Pull stud(retention knobs) must be purchased separately

ZY-10012-III BT50-SLN侧固式铣刀杆 BT-SLN SIDE LOCK END MILL HOLDER

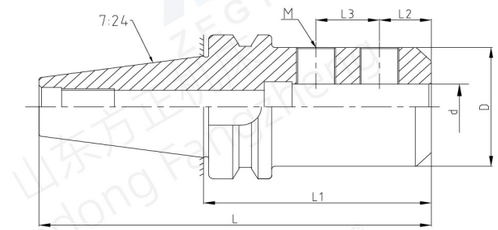

订货时请注明BT系列还是BBT系列例如：BT50-SLN16-100或BBT50-SLN16-100
When ordering, please specify BT series or BBT series, for example BT50-SLN16-100 or BBT50-SLN16-100

规格 Model	L (mm)	L1 (mm)	L2 (mm)	L3 (mm)	d (mm)	D (mm)	M
(BBT)BT50-SLN6-63	164.8	63	18		6	25	M6
(BBT)BT50-SLN6-100	201.8	100					
(BBT)BT50-SLN8-63	164.8	63			8	28	M8
(BBT)BT50-SLN8-100	201.8	100					
(BBT)BT50-SLN10-63	164.8	63	20		10	35	M10
(BBT)BT50-SLN10-100	201.8	100					
(BBT)BT50-SLN10-160	261.8	160					
(BBT)BT50-SLN12-80	181.8	80	23		12	40	M12
(BBT)BT50-SLN12-100	201.8	100					
(BBT)BT50-SLN14-80	181.8	80			14	42	
(BBT)BT50-SLN14-100	201.8	100					
(BBT)BT50-SLN14-130	231.8	130					
(BBT)BT50-SLN16-80	181.8	80	24		16	44	M16
(BBT)BT50-SLN16-100	201.8	100					
(BBT)BT50-SLN16-160	261.8	160					
(BBT)BT50-SLN18-80	181.8	80			18	46	
(BBT)BT50-SLN18-100	201.8	100					
(BBT)BT50-SLN20-80	181.8	80	25		20	50	
(BBT)BT50-SLN20-100	201.8	100					
(BBT)BT50-SLN20-300	401.8	300					
(BBT)BT50-SLN25-100	201.8	100	24	25	25	53	
(BBT)BT50-SLN25-200	301.8	200					
(BBT)BT50-SLN25-300	401.8	300					
(BBT)BT50-SLN32-100	201.8	100		28	32	61	
(BBT)BT50-SLN32-150	251.8	150					
(BBT)BT50-SLN32-300	401.8	300					
(BBT)BT50-SLN40-110	211.8	110	30	32	40	80	
(BBT)BT50-SLN40-200	301.8	200					
(BBT)BT50-SLN50-150	251.8	150	35	35	50	98	M24X2

规格说明：

BT50 – SLN – 32 – 100
- 100: L1长度 Length(L)
- 32: 孔直径 Hole size
- SLN: 功能代号 Function code
- BT50: 锥柄形式 Shank size

配件 Accessories

X1
拉钉
PULL STUD

特点：

◎刚性夹持，用于重切削
◎孔径公差H5
◎侧固式刀柄被用作刀具的工具刀柄
◎装入刀具时，刀具的槽口平面部分与刀柄的侧固螺钉对齐，强力锁定
◎拉钉须另行购买

Features:

◎Basic Toolholder Shanks reference standard: DIN69871
◎Aperture tolerance: H5
◎Rigid clamping for heavy cutting
◎When inserting the tool, the notch of the tool is aligned with the side fixing screw of the tool handle to lock it strongly
◎Pull stud(retention knobs) must be purchased separately

ZY-10013-I DIN69871 30-SLN侧固式铣刀杆 DIN69871.A 30-SLN SIDE LOCK END MILL HOLDER

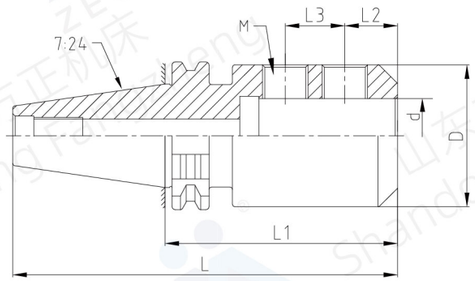

规格 Model	L (mm)	L1 (mm)	L2 (mm)	L3 (mm)	d (mm)	D (mm)	M
DIN69871 30-SLN06-50	97.8	50	18		6	25	M6
DIN69871 30-SLN06-100	147.8	100					
DIN69871 30-SLN08-50	97.8	50			8	28	M8
DIN69871 30-SLN08-100	147.8	100	18				
DIN69871 30-SLN10-60	107.8	60	20		10	35	M10
DIN69871 30-SLN10-80	127.8	80					
DIN69871 30-SLN10-100	147.8	100					
DIN69871 30-SLN12-65	112.8	65	22.5		12	40	M12
DIN69871 30-SLN12-70	117.8	70					
DIN69871 30-SLN12-100	147.8	100					
DIN69871 30-SLN14-65	112.8	65			14	42	
DIN69871 30-SLN16-70	117.8	70	24		16	44	M16
DIN69871 30-SLN16-100	147.8	100					
DIN69871 30-SLN18-70	117.8	70			18	46	
DIN69871 30-SLN20-70	117.8	70			20	50	
DIN69871 30-SLN20-100	147.8	100					
DIN69871 30-SLN22-100	147.8	100		25	22	52	

规格说明：

DIN69871 30 – SLN – 12 – 100

- L1长度 Length(L)
- 孔直径 Hole size
- 功能代号 Function code
- 锥柄形式 Shank size

配件 Accessories

X1

拉钉
PULL STUD

特点：

◎刚性夹持，用于重切削
◎孔径公差H5
◎侧固式刀柄被用作刀具的工具刀柄
◎装入刀具时，刀具的槽口平面部分与刀柄的侧固螺钉对齐，强力锁定
◎拉钉须另行购买

Features:

◎Basic Toolholder Shanks reference standard: DIN69871
◎Aperture tolerance: H5
◎Rigid clamping for heavy cutting
◎When inserting the tool, the notch of the tool is aligned with the side fixing screw of the tool handle to lock it strongly
◎Pull stud(retention knobs) must be purchased separately

ZY-10013-II DIN69871 40-SLN侧固式铣刀杆 DIN69871.A 40-SLN SIDE LOCK END MILL HOLDER

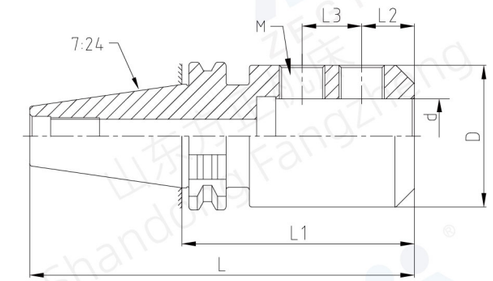

规格 Model	L (mm)	L1 (mm)	L2 (mm)	L3 (mm)	d (mm)	D (mm)	M
DIN69781 40-SLN06-50	118.4	50	18		6	25	M6
DIN69781 40-SLN06-150	218.4	150					
DIN69781 40-SLN08-50	118.4	50			8	28	M8
DIN69781 40-SLN08-100	168.4	100					
DIN69781 40-SLN10-50	118.4	50	20		10	35	M10
DIN69781 40-SLN10-100	168.4	100					
DIN69781 40-SLN12-50	118.4	50	22.5		12	40	M12
DIN69781 40-SLN12-100	168.4	100					
DIN69781 40-SLN14-50	118.4	50			14	42	
DIN69781 40-SLN14-100	168.4	100					
DIN69781 40-SLN16-63	131.4	63	24		16	44	M16
DIN69781 40-SLN16-160	228.4	160					
DIN69781 40-SLN16-200	268.4	200					
DIN69781 40-SLN18-63	131.4	63			18	46	
DIN69781 40-SLN18-100	168.4	100					
DIN69781 40-SLN20-63	131.4	63			20	50	
DIN69781 40-SLN20-150	218.4	150					
DIN69781 40-SLN20-200	268.4	200					
DIN69781 40-SLN22-100	168.4	100		25	22	52	
DIN69781 40-SLN22-160	228.4	160					
DIN69781 40-SLN25-100	168.4	100			25	53	
DIN69781 40-SLN25-160	228.4	160					
DIN69781 40-SLN25-200	268.4	200					
DIN69781 40-SLN32-100	168.4	100		28	32	61	
DIN69781 40-SLN32-160	228.4	160					
DIN69781 40-SLN32-200	268.4	200					
DIN69781 40-SLN40-120	188.4	120	30	32	40	73	
DIN69781 40-SLN40-150	218.4	150					

规格说明：

DIN69871 40 – SLN – 12 – 100

- L1长度 Length(L)
- 孔直径 Hole size
- 功能代号 Function code
- 锥柄形式 Shank size

配件 Accessories

X1

拉钉
PULL STUD

特点：

◎刚性夹持，用于重切削
◎孔径公差H5
◎侧固式刀柄被用作刀具的工具刀柄
◎装入刀具时，刀具的槽口平面部分与刀柄的侧固螺钉对齐，强力锁定
◎拉钉须另行购买

Features:

◎Basic Toolholder Shanks reference standard: DIN69871
◎Aperture tolerance: H5
◎Rigid clamping for heavy cutting
◎When inserting the tool, the notch of the tool is aligned with the side fixing screw of the tool handle to lock it strongly
◎Pull stud(retention knobs) must be purchased separately

ZY-10013-III DIN69871 50-SLN侧固式铣刀杆 DIN69871.A50-SLN SIDE LOCK END MILL HOLDER

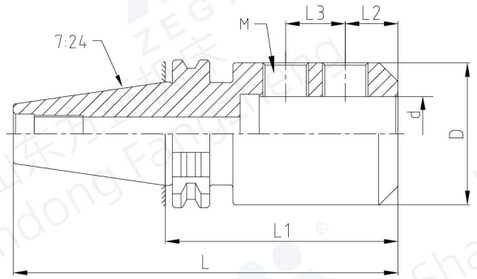

规格 Model	L (mm)	L1 (mm)	L2 (mm)	L3 (mm)	d (mm)	D (mm)	M
DIN69871 50-SLN06-63	164.75	63	18		6	25	M6
DIN69871 50-SLN06-100	201.75	100					
DIN69871 50-SLN08-63	164.75	63			8	28	M8
DIN69871 50-SLN08-100	201.75	100					
DIN69871 50-SLN10-63	164.75	63	20		10	35	M10
DIN69871 50-SLN10-100	201.75	100					
DIN69871 50-SLN12-63	164.75	63	23		12	40	M12
DIN69871 50-SLN12-100	201.75	100					
DIN69871 50-SLN14-63	164.75	63			14	42	
DIN69871 50-SLN14-100	201.75	100					
DIN69871 50-SLN16-63	164.75	63	24		16	44	M16
DIN69871 50-SLN16-150	251.75	150					
DIN69871 50-SLN18-63	164.75	63			18	46	
DIN69871 50-SLN18-80	181.75	80					
DIN69871 50-SLN20-63	164.75	63	25		20	50	
DIN69871 50-SLN20-200	301.75	200					
DIN69871 50-SLN25-80	181.75	80	24	25	25	53	
DIN69871 50-SLN25-100	201.75	100					
DIN69871 50-SLN25-200	301.75	200					
DIN69871 50-SLN32-100	201.75	100	24	28	32	61	
DIN69871 50-SLN32-160	261.75	100					
DIN69871 50-SLN32-200	301.75	200					
DIN69871 50-SLN40-110	211.75	110	30	32	40	80	
DIN69871 50-SLN40-160	261.75	160					
DIN69871 50-SLN50-120	221.75	120	35	35	50	98	M24
DIN69871 50-SLN50-150	251.75	150					

规格说明：

DIN69871 50 – SLN – 12 – 100

- 锥柄形式 Shank size
- 功能代号 Function code
- 孔直径 Hole size
- L1长度 Length(L)

配件 Accessories

X1

拉钉
PULL STUD

特点：

◎刚性夹持，用于重切削
◎孔径公差H5
◎侧固式刀柄被用作刀具的工具刀柄
◎装入刀具时，刀具的槽口平面部分与刀柄的侧固螺钉对齐，强力锁定
◎拉钉须另行购买

Features:

◎Basic Toolholder Shanks reference standard: DIN69871
◎Aperture tolerance: H5
◎Rigid clamping for heavy cutting
◎When inserting the tool, the notch of the tool is aligned with the side fixing screw of the tool handle to lock it strongly
◎Pull stud(retention knobs) must be purchased separately

ZY-10014 HSK A-SLN侧固式铣刀杆 HSK A-SLN SIDE LOCK END MILL HOLDER

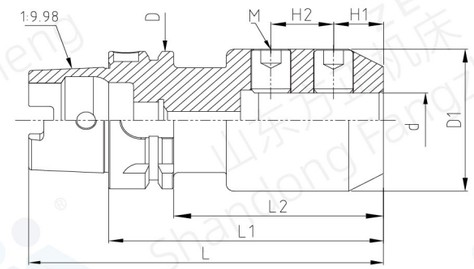

型号 Model	L (mm)	L1 (mm)	L2 (mm)	d (mm)	D (mm)	D1 (mm)	H1 (mm)	H2 (mm)	M
HSK50A-SLN6-65	90	65	39	6	50	25	18		M6
HSK50A-SLN8-65	90	65	39	8		28	18		M8
HSK50A-SLN10-65	90	65	39	10		35	20		M10
HSK50A-SLN12-80	105	80	54	12		40	22.5		M12
HSK50A-SLN14-80	105	80	54	14		42	22.5		
HSK50A-SLN16-80	105	80	54	16		44	24		M16
HSK50A-SLN18-80	105	80	64	18		46	24		
HSK50A-SLN20-80	105	80	64	20		50	25		
HSK63A-SLN6-65	97	65	39	6	63	25	18		M6
HSK63A-SLN8-65	97	65	39	8		28	18		M8
HSK63A-SLN10-80	112	80	54	10		35	20		M10
HSK63A-SLN12-80	112	80	54	12		40	22.5		M12
HSK63A-SLN14-80	112	80	54	14		42	22.5		
HSK63A-SLN16-80	112	80	54	16		44	24		M16
HSK63A-SLN18-80	112	80	54	18		46	24		
HSK63A-SLN20-80	112	80	54	20		50	25		
HSK63A-SLN25-110	142	110	84	25		53	24	25	
HSK63A-SLN32-110	142	110	84	32		61	24	28	
HSK100A-SLN6-80	130	80	51	6	100	25	18		M6
HSK100A-SLN8-80	130	80	51	8		28	18		M8
HSK100A-SLN10-80	130	80	51	10		35	20		M10
HSK100A-SLN12-80	130	80	51	12		40	22.5		M12
HSK100A-SLN14-80	130	80	51	14		42	22.5		
HSK100A-SLN16-100	150	100	71	16		44	24		M16
HSK100A-SLN18-100	150	100	71	18		46	24		
HSK100A-SLN20-100	150	100	71	20		50	25		
HSK100A-SLN25-100	150	100	71	25		53	24	25	
HSK100A-SLN32-100	170	100	71	32		61	24	28	
HSK100A-SLN40-120	170	120	91	40		80	30	32	

规格说明：

DIN69871 50 – SLN – 12 – 100

- 锥柄形式 Shank size
- 功能代号 Function code
- 孔直径 Hole size
- L1长度 Length(L)

特点：

◎刚性夹持，用于重切削
◎孔径公差H5
◎刀杆有预设标准动平衡G6.3
◎装入刀具时，刀具的槽口平面部分与刀柄的侧固螺钉对齐，强力锁定

Features:

◎Basic Toolholder Shanks reference standard: DIN69871
◎Aperture tolerance: H5
◎Rigid clamping for heavy cutting
◎When inserting the tool, the notch of the tool is aligned with the side fixing screw of the tool handle to lock it strongly

ZY-10015-I CAT40-SLN侧固式铣刀杆 CAT40-SLN SIDE LOCK END MILL HOLDER

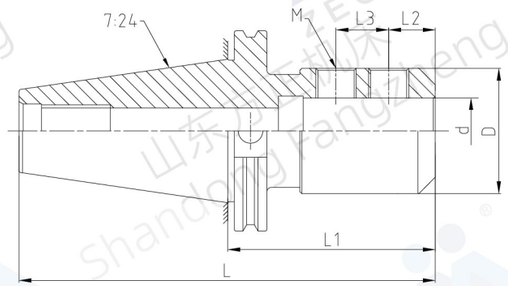

规格 Model	L (mm)	L1 (mm)	L2 (mm)	L3 (mm)	d (mm)	D (mm)	M
CAT40-SLN1/8″ -2~1/2″	131.8	2~1/2″	7.1		1/8″	17.5	3/16″ –24
CAT40-SLN3/16″ -2~1/2	131.8	2~1/2″	14.3		3/16″	19	1/4″ –28
CAT40-SLN1/4″ -2~1/2″	131.8	2~1/2″	19.8		1/4″	20.6	1/4″ –28
CAT40-SLN3/8″ -2~1/2″	131.8	2~1/2″	19.8		3/8″	32	3/8″ –24
CAT40-SLN1/2″ -3″	144.5	3″	22.2		1/2″	44.4	7/16″ –20
CAT40-SLN5/8″ -3″	144.5	3″	23.8		5/8″	44.4	1/2″ –20
CAT40-SLN3/4″ -3″	144.5	3″	25.4		3/4″	44.4	5/8″ –18
CAT40-SLN9/16″ -3″	144.5	3″	25.4		9/16″	44.4	1/2″ –20
CAT40-SLN1″ -4″	169.9	4″	28.6	25.4	1″	55	3/4″ –16
CAT40-SLN1~1/4 ″-6″	220.7	6″	28.6	25.4	1~1/4 ″	69.85	3/4″ –16
CAT40-SLN1~1/2″ -6″	220.7	6″	28.6	25.4	1~1/2″	79.8	3/4″ –16

规格说明：

CAT40 – SLN – 1/2 – 3

- 锥柄形式 Shank size
- 功能代号 Function code
- 孔直径 Hole size
- L1长度 Length(L)

配件 Accessories

X1

拉钉
PULL STUD

特点：

◎刚性夹持，用于重切削
◎孔径公差H5
◎侧固式刀柄被用作刀具的工具刀柄
◎装入刀具时，刀具的槽口平面部分与刀柄的侧固螺钉对齐，强力锁定
◎拉钉须另行购买

Features:

◎Basic Toolholder Shanks reference standard: DIN69871
◎Aperture tolerance: H5
◎Rigid clamping for heavy cutting
◎When inserting the tool, the notch of the tool is aligned with the side fixing screw of the tool handle to lock it strongly
◎Pull stud(retention knobs) must be purchased separately

ZY-10015-II CAT50-SLN侧固式铣刀杆 CAT50-SLN SIDE LOCK END MILL HOLDER

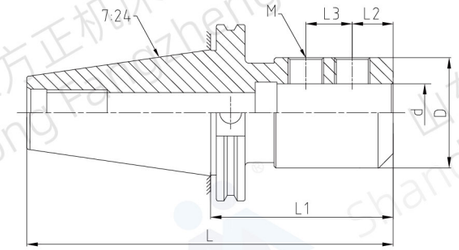

规格 Model	L (mm)	L1 (mm)	L2 (mm)	L3 (mm)	d (mm)	D (mm)	M
CAT50-SLN06-63	164.6	63	18		6	25	M6
CAT50-SLN08-63	164.6				8	28	M8
CAT50-SLN10-63	164.6		20		10	35	M10
CAT50-SLN12-80	181.6	80	22.5		12	40	M12
CAT50-SLN14-80	181.6				14	42	
CAT50-SLN16-80	181.6		24		16	44	M16
CAT50-SLN16-100	201.6	100			16	44	
CAT50-SLN18-80	181.6	80			18	46	
CAT50-SLN20-100	201.6	100	25		20	50	
CAT50-SLN25-100	201.6		24	25	25	53	
CAT50-SLN32-100	201.6			28	32	61	
CAT50-SLN32-110	211.6	110	24	28	32	61	
CAT50-SLN1~1/2″ -4″	203.2	4″	28.6	25.4	1~1/2″	79.8	3/4″ -16
CAT50-SLN1~1/4″ -4~1/8	206.4	4~1/8″	28.6	25.4	1~1/4″	69.9	3/4″ -16
CAT50-SLN1~1/4″ -4″	203.2	4″	28.6	25.4	1~1/4″	69.9	3/4″ -16
CAT50-SLN7/8″ -3~3/4″	196.9	3~3/4″	27	22.2	7/8″	52	5/8″ -18
CAT50-SLN3/4″ -80	181.6	80	25.4		3/4″	44.4	5/8″ -18
CAT50-SLN3/4″ -3~3/4″	196.9	3~3/4″	25.4		3/4″	44.4	5/8″ -18
CAT50-SLN5/8″ -3~3/4″	196.9	3~3/4″	23.8		5/8″	44.4	1/2″ -20
CAT50-SLN1/2″ -4″	203.2	4″	22.2		1/2″	44.4	7/16″ –20
CAT50-SLN3/8″ -4~1/2″	215.9	4~1/2″	19.8		3/8″	32	3/8″ –24
CAT50-SLN3/8″ -2.5″	165.1	2.5″	19.8		3/8″	32	3/8″ –24
CAT50-SLN3/16″ -1.75″	146.1	1.75″	14.3		3/16″	19	1/4″ –28

规格说明：

CAT40 – SLN – 1/2 – 3

- 锥柄形式 Shank size
- 功能代号 Function code
- 孔直径 Hole size
- L1长度 Length(L)

配件 Accessories

X1

拉钉
PULL STUD

特点：

◎刚性夹持，用于重切削
◎孔径公差H5
◎侧固式刀柄被用作刀具的工具刀柄
◎装入刀具时，刀具的槽口平面部分与刀柄的侧固螺钉对齐，强力锁定
◎拉钉须另行购买

Features:

◎Basic Toolholder Shanks reference standard: DIN69871
◎Aperture tolerance: H5
◎Rigid clamping for heavy cutting
◎When inserting the tool, the notch of the tool is aligned with the side fixing screw of the tool handle to lock it strongly
◎Pull stud(retention knobs) must be purchased separately

ZY-10016 DIN2080-SLN侧固式铣刀杆 DIN2080-SLN SIDE LOCK END MILL HOLDER

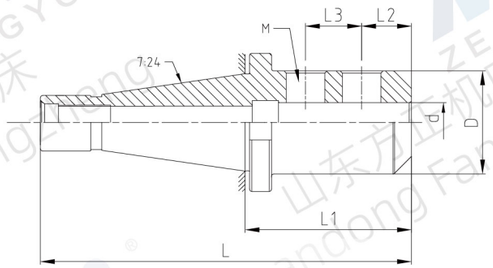

规格 Model	L（mm)	L1(mm)	L2(mm)	L3(mm)	d(mm)	D(mm)	M
DIN2080 30-SLN06-40	108.4	40	18		6	25	M6
DIN2080 30-SLN08-40	108.4	40	18		8	28	M8
DIN2080 30-SLN10-45	113.4	45	20		10	35	M10
DIN2080 30-SLN12-45	113.4	45	22.5		12	40	M12
DIN2080 30-SLN14-45	113.4	45	22.5		14	42	M12
DIN2080 30-SLN16-50	118.4	50	24		16	44	M16
DIN2080 30-SLN18-50	118.4	50	24		18	46	M16
DIN2080 30-SLN20-60	128.4	60	25		20	50	M16
DIN2080 30-SLN22-75	143.4	75	24	25	22	52	M16
DIN2080 40-SLN06-50	143.4	50	18		6	25	M6
DIN2080 40-SLN08-50	143.4	50	18		8	28	M8
DIN2080 40-SLN10-63	156.4	63	20		10	35	M10
DIN2080 40-SLN12-63	156.4	63	22.5		12	40	M12
DIN2080 40-SLN14-63	156.4	63	22.5		14	42	M12
DIN2080 40-SLN16-63	156.4	63	24		16	44	M16
DIN2080 40-SLN18-63	156.4	63	24		18	46	M16
DIN2080 40-SLN20-63	156.4	63	25		20	50	M16
DIN2080 40-SLN25-90	183.4	90	24	25	25	53	M16
DIN2080 40-SLN32-100	193.4	100	24	28	32	61	M16
DIN2080 40-SLN40-90	183.4	90	30	32	40	73	M16
DIN2080 40-SLN40-120	213.4	120	30	32	40	73	M16
DIN2080 50-SLN06-50	176.8	50	18		6	25	M6
DIN2080 50-SLN08-50	176.8	50	18		8	28	M8
DIN2080 50-SLN10-63	189.8	63	20		10	35	M10
DIN2080 50-SLN12-63	189.8	63	22.5		12	40	M12
DIN2080 50-SLN14-63	189.8	63	22.5		14	42	M12
DIN2080 50-SLN16-63	189.8	63	24		16	44	M16
DIN2080 50-SLN18-63	189.8	63	24		18	46	M16
DIN2080 50-SLN20-63	189.8	63	25		20	50	M16
DIN2080 50-SLN25-90	216.8	90	24	25	25	53	M16
DIN2080 50-SLN32-100	226.8	100	24	28	32	61	M16
DIN2080 50-SLN40-120	246.8	120	30	32	40	80	M16

规格说明：

DIN2080 50 – SLN – 40 – 100

- L1长度 Length(L)
- 孔直径 Hole size
- 功能代号 Function code
- 锥柄形式 Shank size

特点：

◎刚性夹持，用于重切削
◎孔径公差H5
◎侧固式刀柄被用作刀具的工具刀柄
◎装入刀具时，刀具的槽口平面部分与刀柄的侧固螺钉对齐，强力锁定

Features:

◎Basic Toolholder Shanks reference standard: DIN69871
◎Aperture tolerance: H5
◎Rigid clamping for heavy cutting
◎When inserting the tool, the notch of the tool is aligned with the side fixing screw of the tool handle to lock it strongly

ZY-10017 BT锥数控强力刀柄 BT SERIES POWER MILLING CHUCK

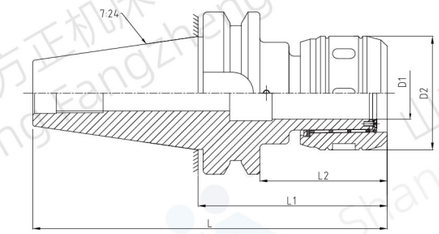

订货时请注明BT系列还是BBT系列例如：BT40-C32-110或BBT40-C32-110
When ordering, please specify BT series or BBT series, for example BT40-C32-110 or BBT40-C32-110

规格 Model	L (mm)	L1 (mm)	L2 (mm)	D1 (mm)	D2 (mm)
(BBT)BT40-C20-105	170.4	105	78	20	62
(BBT)BT40-C25-105	170.4	105	78	25	63
(BBT)BT40-C32-110	175.4	110	83	32	73
(BBT)BT40-C32-135	200.4	135	108		
(BBT)BT40×C32-165	230.4	165	138		
(BBT)BT50×C20-110	211.8	110	72	20	62
(BBT)BT50×C25-120	221.8	120	82	25	63
(BBT)BT50×C32-120	221.8	120	82	32	73
(BBT)BT50×C32-135	236.8	135	97		
(BBT)BT50×C32-165	266.8	165	127		
(BBT)BT50×C42-125	226.8	125	87	42	87

规格说明：

BT40 – C – 32 – 110

- L1长度 Length(L)
- 筒夹型号 Collet size
- 筒夹种类 Collet type
- 锥柄形式 Shank size

配件 Accessories

特点：

◎硬度：HRC58-62,渗碳深度>0.8mm
◎锥柄公差等级：≤AT3
◎刀柄内孔加工了六个弹性孔，增大夹持力,以防止刀具转动
◎采用特殊材料制作滚针轴承保持架，延长使用寿命
◎夹持力大，定点精度高，特别适用于强力切削
◎扳手、拉钉、筒夹须另行购买

Features:

◎Hardness: HRC58-62, Carbon depth>0.8mm
◎Tolerance class: ≤AT3
◎Six holes are processed into the inner hole of the tool holder to prevent the tool from rotating and increase the clamping force
◎The needle roller bearing cage is made of special materials to extend the service life and enhance the clamping force
◎It has large clamping force and high positioning accuracy, especially suitable for powerful cutting
◎Wrenches, pull stud(retention knobs), and collet must be purchased separately

ZY-10018 DIN69871数控强力刀柄 DIN69871 SERIES POWER MILLING CHUCK

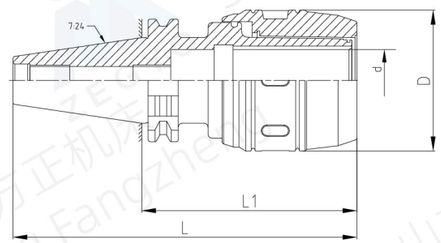

型号 Model	L (mm)	L1 (mm)	d (mm)	D (mm)
DIN69871 40-C20-100	168.4	100	20	62
DIN69871 40-C20-150	218.4	150	20	62
DIN69871 40-C25-105	173.4	105	25	63
DIN69871 40-C32-115	183.4	115	32	73
DIN69871 40-C32-150	218.8	150	20	62
DIN69871 50-C20-110	211.75	110	25	63
DIN69871 50-C32-105	206.75	105	32	73
DIN69871 50-C32-150	251.75	150	32	73
DIN69871 50-C40-125	226.75	125	42	87

规格说明：

DIN69871 40 – C – 32 – 115

- L1长度 Length(L)
- 简夹大小 Collet size
- 简夹型号 Collet type
- 锥柄形式 Shank size

配件 Accessories

特点：

◎硬度：HRC58-62,渗碳深度>0.8mm
◎锥柄公差等级：≤AT3
◎刀柄内孔加工了六个弹性孔，以防止刀具转动，增大夹持力
◎采用特殊材料制作滚针轴承保持架，延长使用寿命，增强夹紧力
◎具有夹持力大，定点精度高，特别适用于强力切削
◎扳手、拉钉、简夹须另行购买

Features:

◎Hardness: HRC58-62, Carbon depth>0.8mm
◎Tolerance class: ≤AT3
◎Six holes are processed into the inner hole of the tool holder to prevent the tool from rotating and increase the clamping force
◎The needle roller bearing cage is made of special materials to extend the service life and enhance the clamping force
◎It has large clamping force and high positioning accuracy, especially suitable for powerful cutting
◎Wrenches, pull stud(retention knobs), and collet must be purchased separately

ZY-10019 HSK A型数控强力刀柄 HSK SERIES POWER MILLING CHUCK

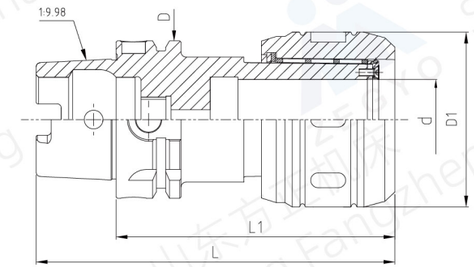

规格 Model	L (mm)	L1 (mm)	d (mm)	D (mm)	D1 (mm)
HSK50A-C20-120	145	120	20	50	62
HSK50A-C32-130	155	130	32		73
HSK63A-C20-120	152	120	20	63	62
HSK63A-C25-120	152	120	25		63
HSK63A-C32-130	162	130	32		73
HSK100A-C20-110	160	110	20	100	62
HSK100A-C32-135	185	135	32		73

规格说明：

HSK63A – C – 32 – 130

- L1长度 Length(L)
- 孔径大小 Collet size
- 简夹型号 Collet type
- 锥柄形式 Shank size

配件 Accessories

特点：

◎硬度：HRC58-62,渗碳深度>0.8mm
◎刀柄内孔加工了六个弹性孔，增大夹持力，以防止刀具转动
◎采用特殊材料制作滚针轴承保持架，延长使用寿命，增强夹紧力
◎具有夹持力大，定点精度高，特别适用于强力切削
◎扳手、简夹须另行购买

Features:

◎Hardness: HRC58-60, carburization depth>0.8mm
◎Six elastic holes have been machined into the inner hole of the tool holder to prevent tool rotation and increase clamping force
◎Using special materials to make needle roller bearing cages, extending service life and enhancing clamping force
◎It has a strong clamping force and high precision in fixed points, especially suitable for strong cutting
◎Wrenches and collet must be purchased separately

ZY-10020-I BT30- FMB平面铣刀柄 BT30-FMB FACE MILL ARBORS

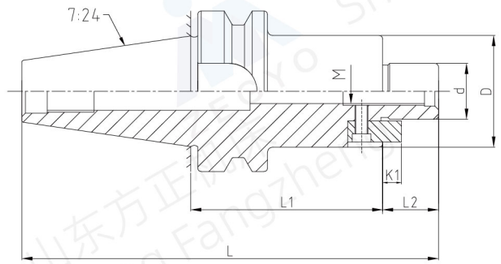

订货时请注明BT系列还是BBT系列例如：BT30-FMB32-100或BBT30-FMB32-100
When ordering, please specify BT series or BBT series, for example BT30-FMB32-100 or BBT30-FMB32-100

规格 Model	L (mm)	L1 (mm)	L2 (mm)	d (mm)	D (mm)	K1 (mm)	M (mm)
(BBT)BT30-FMB16-45	93.4	45	16	16	38	5	M8
(BBT)BT30-FMB16-100	148.4	100					
(BBT)BT30-FMB22-45	93.4	45	18	22	48	5.6	M10
(BBT)BT30-FMB22-100	148.4	100					
(BBT)BT30-FMB27-45	93.4	45	20	27	60	6.3	M12
(BBT)BT30-FMB27-100	148.4	100					
(BBT)BT30-FMB32-45	93.4	45	22	32	62	7	M16
(BBT)BT30-FMB32-100	148.4	100					

规格说明：

BT30 – FMB – 32 – 100

- 100：L1长度 Length(L)
- 32：接口直径 Interface diameter
- FMB：功能代号 Function code
- BT30：锥柄形式 Shank size

配件 Accessories

X1
拉钉
PULL STUD

特点：

◎中心通孔有利于出水及抗震性强
◎适用于平面铣削加工
◎可定制非常规长度
◎拉钉须另行购买

Features:

◎With water through hole is conducive to water discharge and strong earthquake resistance
◎Suitable for surface milling processing
◎Customizable unconventional lengths
◎Pull stud(retention knobs) must be purchased separately

ZY-10020-II BT40/50-FMB平面铣刀柄 BT-FS FACE MILL ARBORS

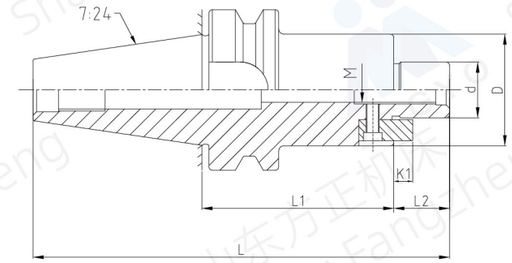

订货时请注明BT系列还是BBT系列例如：BT40-FMB32-100或BBT40-FMB32-100
When ordering, please specify BT series or BBT series, for example BT40-FMB32-100 or BBT40-FMB32-100

规格 Model	L (mm)	L1 (mm)	L2 (mm)	d (mm)	D (mm)	K1 (mm)	M (mm)
(BBT)BT40-FMB16-45	110.4	45	16	16	38	5	M8
(BBT)BT40-FMB16-100	165.4	100					
(BBT)BT40-FMB16-300	365.4	300					
(BBT)BT40-FMB22-45	110.4	45	18	22	48	5.6	M10
(BBT)BT40-FMB22-100	165.4	100					
(BBT)BT40-FMB22-300	365.4	300					
(BBT)BT40-FMB27-45	110.4	45	20	27	60	6.3	M12
(BBT)BT40-FMB27-100	165.4	100					
(BBT)BT40-FMB27-300	365.4	300					
(BBT)BT40-FMB32-45	110.4	45	22	32	62	7	M16
(BBT)BT40-FMB32-100	165.4	100					
(BBT)BT40-FMB32-250	315.4	250					
(BBT)BT40-FMB40-45	110.4	45	25	40	78	8	M20
(BBT)BT40-FMB40-150	215.4	150					
(BBT)BT50-FMB16-60	161.8	60	16	16	38	5	M8
(BBT)BT50-FMB16-100	201.8	100					
(BBT)BT50-FMB16-300	401.8	300					
(BBT)BT50-FMB22-60	161.8	60	18	22	48	5.6	M10
(BBT)BT50-FMB22-100	201.8	100					
(BBT)BT50-FMB22-300	401.8	300					
(BBT)BT50-FMB27-60	161.8	60	20	27	60	6.3	M12
(BBT)BT50-FMB27-100	201.8	100					
(BBT)BT50-FMB27-300	401.8	300					
(BBT)BT50-FMB32-60	161.8	60	22	32	62	7	M16
(BBT)BT50-FMB32-100	201.8	100					
(BBT)BT50-FMB32-300	401.8	300					
(BBT)BT50-FMB40-60	161.8	60	25	40	80	8	M20
(BBT)BT50-FMB40-100	201.8	100					
(BBT)BT50-FMB40-300	401.8	300					

规格说明：

BT40 – FMB – 32 – 100

- 100：L1长度 Length(L)
- 32：接口直径 Interface diameter
- FMB：功能代号 Function code
- BT40：锥柄形式 Shank size

配件 Accessories

X1
拉钉
PULL STUD

特点：

◎中心通孔有利于出水及抗震性强
◎适用于平面铣削加工
◎可定制非常规长度
◎拉钉须另行购买

Features:

◎With water through hole is conducive to water discharge and strong earthquake resistance
◎Suitable for surface milling processing
◎Customizable unconventional lengths
◎Pull stud(retention knobs) must be purchased separately

扫码观看视频
Scan the code to watch videos

ZY-10021 BT-FS平面铣刀柄 BT-FS FACE MILL ARBORS

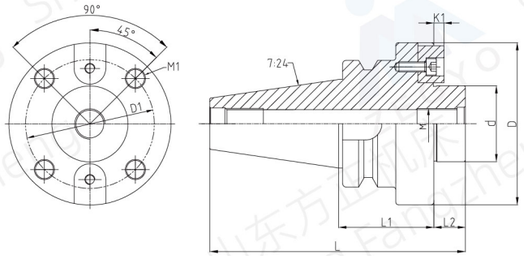

订货时请注明BT系列还是BBT系列例如：BT40-FS40-100或BBT40-FS40-100
When ordering, please specify BT series or BBT series, for example BT40-FS40-100 or BBT40-FS40-100

型号 Model	L (mm)	L1 (mm)	L2 (mm)	d (mm)	D (mm)	K1 (mm)	M (mm)	M1 (mm)	D1 (mm)
(BBT)BT40-FS40-60	150.4	60	25	40	90	8	M20	M12	66.7
(BBT)BT40-FS40-70	160.4	70							
(BBT)BT40-FS40-100	190.4	100							
(BBT)BT50-FS40-60	186.8	60							
(BBT)BT50-FS40-90	216.8	90							
(BBT)BT50-FS40-100	226.8	100							
(BBT)BT50-FS60-75	201.8	75		60	128	12.5		M16	101.6

规格说明：

BT40 – FS – 40 – 100

- L1长度 Length(L)
- 接口直径 Interface diameter
- 功能代号 Function code
- 锥柄形式 Shank size

配件 Accessories

X1
拉钉
PULL STUD

特点：

◎平面铣刀配合部位轴系公差h6
◎适用于平面铣削加工
◎可定制非常规长度
◎拉钉须另行购买

Features:

◎Shafting tolerance h6 for surface milling cutter fit
◎Suitable for surface milling processing
◎Customizable unconventional lengths
◎Pull stud(retention knobs) must be purchased separately

ZY-10022 BT-FMA平面铣刀柄 BT-FMA FACE MILL ARBORS

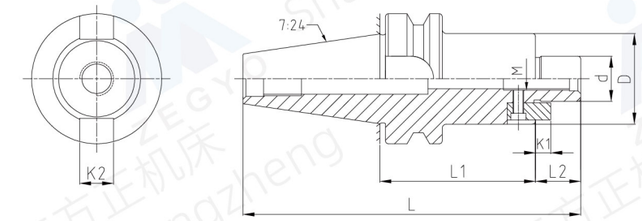

订货时请注明BT系列还是BBT系列例如：BT40-FMA1″ -90或BBT40-FMA1″ -90
When ordering, please specify BT series or BBT series, for example BT40-FMA1″ -90 or BBT40-FMA1″ -90

型号 Model	L (mm)	L1 (mm)	L2 (mm)	D (mm)	d (mm)	K1 (mm)	K2 (mm)	M (mm)
(BBT)BT30-FMA1/2″ -55	117.7	55	14.3	35	12.7	4.5	6.35	1/4″ -18
(BBT)BT30-FMA3/4″ -1~3/4″	110.3	1~3/4″	17.45	44.45	19.05	4.8	7.94	3/8″ -24
(BBT)BT30-FMA3/4″ -55	120.85	55						
(BBT)BT30-FMA1″ -55	120.85	55		57	25.4	5.5	9.53	1/2″ -20
(BBT)BT30-FMA1″ -2~1/2″	129.35	2~1/2″						
(BBT)BT40-FMA5/8″ -100	179.7	100	14.3	31.75	15.875	4.5	7.14	3/8″ -24
(BBT)BT40-FMA3/4″ -60	142.85	60	17.45	44.45	19.05	4.8	7.94	3/8″ -24
(BBT)BT40-FMA3/4″ -100	182.85	100						
(BBT)BT40-FMA1″ -45	127.85	45		57	25.4	5.5	9.53	1/2″ -20
(BBT)BT40-FMA1″ -60	142.85	60						
(BBT)BT40-FMA1″ -90	172.85	90						
(BBT)BT40-FMA1~1/4″ -45	127.85	45	17.45	63	31.75	7	12.7	5/8″ -18
(BBT)BT40-FMA1~1/4″ -75	157.85	75						
(BBT)BT40-FMA1~1/4″ -90	172.85	90						
(BBT)BT40-FMA1~1/2″ -60	149.2	60	23.8	80	38.1	8	15.88	3/4″ -16
(BBT)BT40-FMA1~1/2″ -75	164.2	75						
(BBT)BT40-FMA1~1/2″ -90	179.2	90						
(BBT)BT50-FMA1″ -90	209.25	90	17.45	57	25.4	5.5	9.53	1/2″ -20
(BBT)BT50-FMA1″ -150	269.25	150						
(BBT)BT50-FMA1~1/4″ -75	194.25	75		63	31.75	7	12.7	5/8″ -18
(BBT)BT50-FMA1~1/4″ -105	224.25	105						
(BBT)BT50-FMA1~1/2″ -75	200.6	75	23.8	80	38.1	8	15.88	3/4″ -16
(BBT)BT50-FMA2″ -75	212.8	75	36	98	50.8	9.7	19.05	1″ -12

规格说明：

BT30 – FMA – 1/2″ – 55

- L1长度 Length(L)
- 接口直径 Interface diameter
- 功能代号 Function code
- 锥柄形式 Shank size

配件 Accessories

X1
拉钉
PULL STUD

特点：

◎平面铣刀配合部位轴系公差h6
◎中心通孔有利于出水及抗震性强
◎适用于平面铣削加工
◎可定制非常规长度
◎拉钉须另行购买

Features:

◎Shafting tolerance h6 for surface milling cutter fit
◎With water through hole is conducive to water discharge and strong earthquake resistance
◎Suitable for surface milling processing
◎Customizable unconventional lengths
◎Pull stud(retention knobs) must be purchased separately

扫码观看视频
Scan the code to watch videos

ZY-10023-I DIN69871-FMB平面铣刀柄 DIN69871-FMB FACE MILL ARBORS

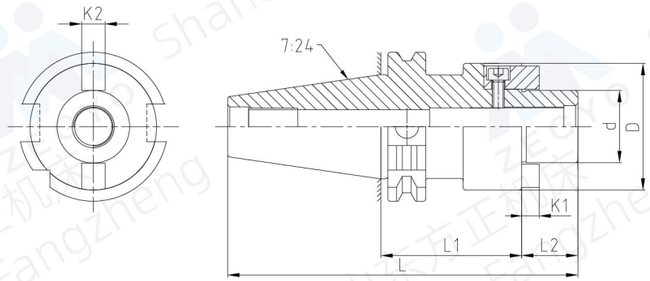

型号 Model	L (mm)	L1 (mm)	L2 (mm)	d (mm)	D (mm)	K1 (mm)	K2 (mm)	M
DIN69871 30-FMB16-45	108.8	45	16	16	38	5	8	M8
DIN69871 30-FMB16-60	123.8	60						
DIN69871 30-FMB22-45	110.8	45	18	22	48	5.6	10	M10
DIN69871 30-FMB22-60	125.8	60						
DIN69871 30-FMB27-45	112.8	45	20	27	60	6.3	12	M12
DIN69871 30-FMB27-60	127.8	60						
DIN69871 40-FMB16-35	119.4	35	16	16	38	5	8	M8
DIN69871 40-FMB16-60	144.4	60						
DIN69871 40-FMB16-200	284.4	200						
DIN69871 40-FMB22-45	131.4	45	18	22	48	5.6	10	M10
DIN69871 40-FMB22-100	186.4	100						
DIN69871 40-FMB22-300	386.4	300						
DIN69871 40-FMB27-60	148.4	60	20	27	60	6.3	12	M12
DIN69871 40-FMB27-100	188.4	100						
DIN69871 40-FMB27-200	288.4	200						
DIN69871 40-FMB32-60	150.4	60	22	32	62	7	14	M16
DIN69871 40-FMB32-100	190.4	100						
DIN69871 40-FMB32-120	210.4	120						
DIN69871 40-FMB40-60	153.4	60	25	40	78	8	16	M20
DIN69871 40-FMB40-100	193.4	100						
DIN69871 40-FMB40-120	213.4	120						

规格说明:

DIN69871 40 – FMB – 32 – 60

- L1长度 Length(L)
- 接口直径 Interface diameter
- 功能代号 Function code
- 锥柄形式 Shank size

配件 Accessories

X1
拉钉
PULL STUD

特点:

◎平面铣刀配合部位轴系公差h6
◎中心通孔有利于出水及抗震性强
◎适用于平面铣削加工
◎可定制非常规长度
◎拉钉须另行购买

Features:

◎Shafting tolerance h6 for surface milling cutter fit
◎With water through hole is conducive to water discharge and strong earthquake resistance
◎Suitable for surface milling processing
◎Customizable unconventional lengths
◎Pull stud(retention knobs) must be purchased separately

扫码观看视频
Scan the code to watch videos

ZY-10023-II DIN69871-FMB平面铣刀柄 DIN69871-FMB FACE MILL ARBORS

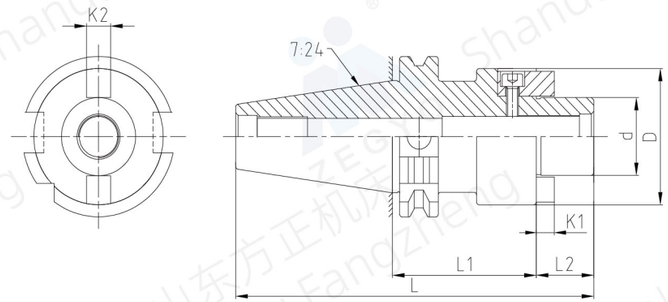

型号 Model	L (mm)	L1 (mm)	L2 (mm)	d (mm)	D (mm)	K1 (mm)	K2 (mm)	M
DIN69871 50-FMB16-50	167.75	50	16	16	38	5	8	M8
DIN69871 50-FMB16-100	217.75	100						
DIN69871 50-FMB22-45	164.75	45	18	22	48	5.6	10	M10
DIN69871 50-FMB22-100	219.75	100						
DIN69871 50-FMB22-300	419.75	300						
DIN69871 50-FMB27-45	166.75	45	20	27	60	6.3	12	M12
DIN69871 50-FMB27-100	221.75	100						
DIN69871 50-FMB27-150	271.75	150						
DIN69871 50-FMB27-300	421.75	300						
DIN69871 50-FMB32-45	168.75	45	22	32	62	7	14	M16
DIN69871 50-FMB32-100	223.75	100						
DIN69871 50-FMB32-150	273.75	150						
DIN69871 50-FMB32-300	423.75	300						
DIN69871 50-FMB40-55	181.75	55	25	40	80	8	16	M20
DIN69871 50-FMB40-60	186.75	60						
DIN69871 50-FMB40-100	226.75	100						
DIN69871 50-FMB40-130	256.75	130						

规格说明:

DIN69871 50 – FMB – 32 – 60

- L1长度 Length(L)
- 接口直径 Interface diameter
- 功能代号 Function code
- 锥柄形式 Shank size

配件 Accessories

X1
拉钉
PULL STUD

特点:

◎平面铣刀配合部位轴系公差h6
◎中心通孔有利于出水及抗震性强
◎适用于平面铣削加工
◎可定制非常规长度
◎拉钉须另行购买

Features:

◎Shafting tolerance h6 for surface milling cutter fit
◎With water through hole is conducive to water discharge and strong earthquake resistance
◎Suitable for surface milling processing
◎Customizable unconventional lengths
◎Pull stud(retention knobs) must be purchased separately

ZY-10024 DIN69871-FS平面铣刀柄 DIN69871-FS FACE MILL ARBORS

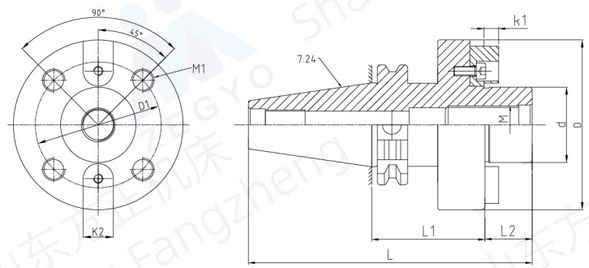

型号 Model	L (mm)	L1 (mm)	L2 (mm)	d (mm)	D (mm)	D1 (mm)	K1 (mm)	K2 (mm)	M (mm)	M1 (mm)
DIN69871 40-FS40-60	153.4	60	25	40	90	66.7	8	16	20	12
DIN69871 50-FS40-60	186.75	60								
DIN69871 50-FS40-100	226.75	100								
DIN69871 50-FS40-160	286.75	160								
DIN69871 50-FS60-75	201.75	75		60	128	101.6	12.5	25		16

规格说明：

DIN69871 50 – FS – 40 – 60

- L1长度 Length(L)
- 接口直径 Interface diameter
- 功能代号 Function code
- 锥柄形式 Shank size

配件 Accessories

X1

拉钉
PULL STUD

特点：

◎平面铣刀配合部位轴系公差h6
◎适用于平面铣削加工
◎可定制非常规长度
◎拉钉须另行购买

Features:

◎Shafting tolerance h6 for surface milling cutter fit
◎Suitable for surface milling processing
◎Customizable unconventional lengths
◎Pull stud(retention knobs) must be purchased separately

ZY-10025 HSK-FMB平面铣刀柄 HSK-FMB FACE MILL ARBORS

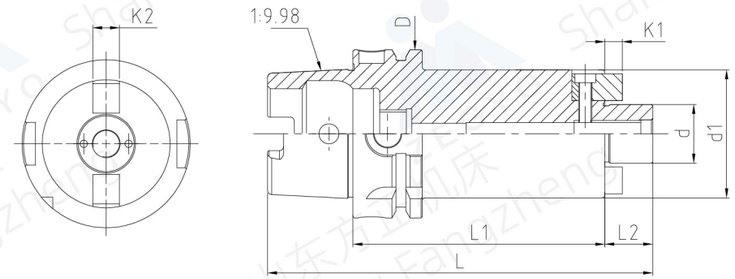

型号 Model	L (mm)	L1 (mm)	L2 (mm)	D (mm)	d (mm)	d1 (mm)	K1 (mm)	K2 (mm)
HSK50A-FMB16-50	91	50	16	50	16	38	5	8
HSK50A-FMB22-60	103	60	18		22	48	5.6	10
HSK50A-FMB27-60	105	60	20		27	60	6.3	12
HSK50A-FMB32-60	107	60	22		32	62	7	14
HSK63A-FMB16-50	98	50	16	63	16	38	5	8
HSK63A-FMB16-100	148	100						
HSK63A-FMB16-160	208	160						
HSK63A-FMB22-60	110	60	18		22	48	5.6	10
HSK63A-FMB22-100	150	100						
HSK63A-FMB22-160	210	160						
HSK63A-FMB27-60	112	60	20		27	60	6.3	12
HSK63A-FMB27-100	152	100						
HSK63A-FMB27-160	212	160						
HSK63A-FMB32-65	119	65	22		32	62	7	14
HSK63A-FMB32-100	154	100						
HSK63A-FMB32-150	204	150						
HSK63A-FMB40-65	122	65	25		40	78	8	16
HSK63A-FMB40-100	157	100						
HSK100A-FMB22-55	123	55	18	100	22	48	5.6	10
HSK100A-FMB27-55	125	55	20		27	60	6.3	12
HSK100A-FMB32-55	127	55	22		32	62	7	14
HSK100A-FMB40-60	135	60	25		40	78	8	16

特点：

◎平面铣刀配合部位轴系公差h6
◎适用于平面铣削加工
◎可定制非常规长度

Features:

◎Shafting tolerance h6 for surface milling cutter fit
◎Suitable for surface milling processing
◎Customizable unconventional lengths

ZY-10026-I CAT 40-FMB平面铣刀柄 CAT-FMA FACE MILL ARBORS

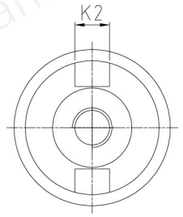

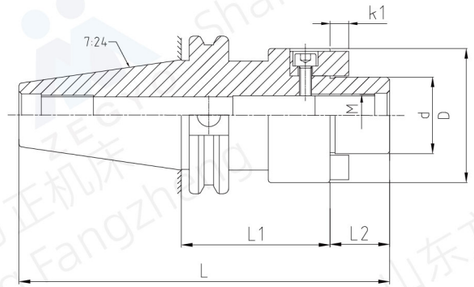

型号 Model	L (mm)	L1 (mm)	L2 (mm)	d (mm)	D (mm)	K1 (mm)	K2 (mm)	M
CAT40-FMB16-45	129.25	45	16	16	38	5	8	M8
CAT40-FMB16-125	209.25	125						
CAT40-FMB22-45	131.25	45	18	22	48	5.5	10	M10
CAT40-FMB22-60	146.25	60						
CAT40-FMB22-100	186.25	100						
CAT40-FMB27-60	148.28	60	20	27	60	6.3	12	M12
CAT40-FMB27-90	178.25	90						
CAT40-FMB32-60	150.25	60	22	32	62	7	14	M16
CAT40-FMB40-60	153.25	60	25	40	78	8	16	M20

规格说明：

CAT40 – FMB – 40 – 60

- L1长度 Length(L)
- 接口直径 Interface diameter
- 功能代号 Function code
- 锥柄形式 Shank size

配件 Accessories

X1

拉钉
PULL STUD

特点：

◎平面铣刀配合部位轴系公差h6
◎适用于平面铣削加工
◎可定制非常规长度
◎拉钉须另行购买

Features:

◎Shafting tolerance h6 for surface milling cutter fit
◎Suitable for surface milling processing
◎Customizable unconventional lengths
◎Pull stud(retention knobs) must be purchased separately

ZY-10026-II CAT 50-FMB平面铣刀柄 CAT-FMA FACE MILL ARBORS

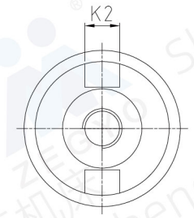

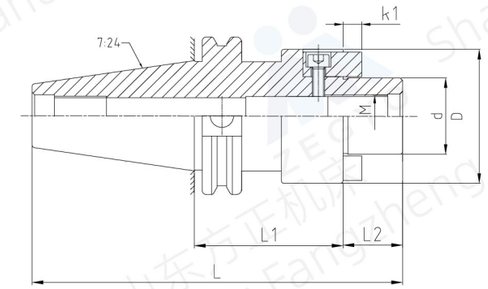

型号 Model	L (mm)	L1 (mm)	L2 (mm)	d (mm)	D (mm)	K1 (mm)	K2 (mm)	M
CAT50-FMB16-60	177.6	60	16	16	38	5	8	M8
CAT50-FMB16-100	217.6	100						
CAT50-FMB16-120	237.6	120						
CAT50-FMB22-60	179.6	60	18	22	48	5.6	10	M10
CAT50-FMB22-100	219.6	100						
CAT50-FMB22-120	239.6	120						
CAT50-FMB27-45	166.6	45	20	27	60	6.3	12	M12
CAT50-FMB27-60	181.6	60						
CAT50-FMB27-105	226.6	105						
CAT50-FMB27-120	241.6	120						
CAT50-FMB32-60	183.6	60	22	32	62	7	14	M16
CAT50-FMB32-75	198.6	75						
CAT50-FMB32-120	243.6	120						
CAT50-FMB40-60	186.6	60	25	40	80	8	16	M20

规格说明：

CAT50 – FMB – 32 – 60

- L1长度 Length(L)
- 接口直径 Interface diameter
- 功能代号 Function code
- 锥柄形式 Shank size

配件 Accessories

X1

拉钉
PULL STUD

特点：

◎平面铣刀配合部位轴系公差h6
◎适用于平面铣削加工
◎可定制非常规长度
◎拉钉须另行购买

Features:

◎Shafting tolerance h6 for surface milling cutter fit
◎Suitable for surface milling processing
◎Customizable unconventional lengths
◎Pull stud(retention knobs) must be purchased separately

扫码观看视频
Scan the code to watch videos

ZY-10027 CAT-FMA平面铣刀柄 CAT-FMA FACE MILL ARBORS

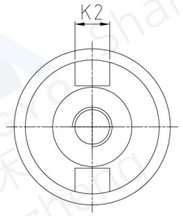

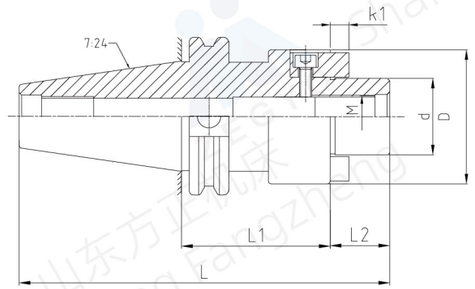

型号 Model	L (mm)	L1 (mm)	L2 (mm)	d (mm)	D (mm)	K1 (mm)	K2 (mm)	M (mm)
CAT40-FMA1/2-1.375″	117.48	1.375″	14.3	1/2″	35	4.5	6.35	1/4-28″
CAT40-FMA1/2-1.8″	128.27	1.8″						
CAT40-FMA1/2-5″	209.55	5″						
CAT40-FMA3/4-1.375″	120.62	1.375″	17.45	3/4″	44.45	4.8	7.94	3/8-24″
CAT40-FMA3/4-4″	187.3	4″						
CAT40-FMA1″ -2.0625″	138.08	2.0625″		1″	57	5.5	9.53	1/2-20″
CAT40-FMA1″ -1.8″	131.42	1.8″						
CAT40-FMA1″ -1.97″	135.73	1.97″						
CAT40-FMA1″ -5″	212.7	5″						
CAT40-FMA1 1/4″ -2.1875″	141.26	2.1875″		1-1/4″	63	7	12.7	5/8-18″
CAT40-FMA1 1/4″ -2.16″	140.56	2.16″						
CAT40-FMA1 1/4″ -2.21″	141.83	2.21″						
CAT40-FMA1 1/4″ -4″	187.3	4″						
CAT40-FMA1 1/4″ -65	150.7	65						
CAT40-FMA1 1/4″ -75	160.7	75						
CAT40-FMA1 1/2″ -2.1875″	147.61	2.1875″	23.8	1-1/2″	80	8	15.88	3/4-16″

规格说明：

CAT40 – FMA – 1/2″ – 60

- 锥柄形式 Shank size
- 功能代号 Function code
- 接口直径 Interface diameter
- L1长度 Length(L)

配件 Accessories

X1

拉钉
PULL STUD

特点：

◎中心通孔有利于出水及抗震性强
◎适用于平面铣削加工
◎可定制非常规长度
◎拉钉须另行购买

Features:

◎With water through hole is conducive to water discharge and strong earthquake resistance
◎Suitable for surface milling processing
◎Customizable unconventional lengths
◎Pull stud(retention knobs) must be purchased separately

ZY-10028-I DIN2080 30-FMB平面铣刀柄 DIN2080-FMB FACE MILL ARBORS

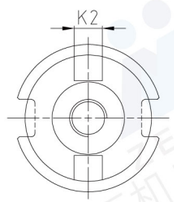

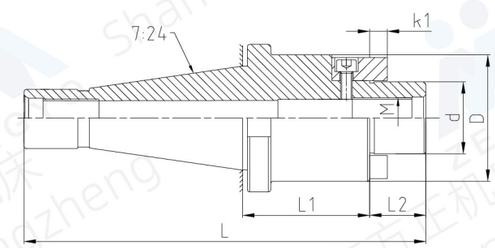

型号 Model	L (mm)	L1 (mm)	L2 (mm)	d (mm)	D (mm)	K1 (mm)	K2 (mm)	M
DIN2080 30-FMB16-35	119.4	35	16	16	38	5	8	M8
DIN2080 30-FMB16-100	184.4	100						
DIN2080 30-FMB22-45	131.4	45	18	22	48	5.6	10	M10
DIN2080 30-FMB22-60	146.4	60						
DIN2080 30-FMB22-100	186.4	100						
DIN2080 30-FMB27-45	133.4	45	20	27	60	6.3	12	M12
DIN2080 30-FMB27-100	188.4	100						
DIN2080 30-FMB27-160	248.4	160						
DIN2080 30-FMB32-45	135.4	45	22	32	62	7	14	M16
DIN2080 30-FMB32-100	190.4	100						
DIN2080 30-FMB32-160	250.4	160						
DIN2080 30-FMB40-45	138.4	45	25	40	78	8	16	M20
DIN2080 30-FMB40-100	193.4	100						
DIN2080 30-FMB40-160	253.4	160						

规格说明：

DIN2080 30 – FMB – 32 – 100

- 锥柄形式 Shank size
- 功能代号 Function code
- 接口直径 Interface diameter
- L1长度 Length(L)

特点：

◎平面铣刀配合部位轴系公差h6
◎中心通孔有利于出水及抗震性强
◎适用于平面铣削加工
◎可定制非常规长度

Features:

◎Shafting tolerance h6 for surface milling cutter fit
◎With water through hole is conducive to water discharge and strong earthquake resistance
◎Suitable for surface milling processing
◎Customizable unconventional lengths

扫码观看视频
Scan the code to watch videos

ZY-10028-II DIN2080 40-FMB平面铣刀柄 DIN2080-FMB FACE MILL ARBORS

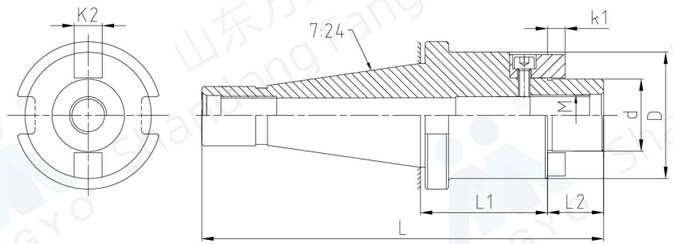

型号 Model	L (mm)	L1 (mm)	L2 (mm)	d (mm)	D (mm)	K1 (mm)	K2 (mm)	M
DIN2080 40-FMB16-35	144.4	35	16	16	38	5	8	M8
DIN2080 40-FMB16-45	154.4	45						
DIN2080 40-FMB16-100	209.4	100						
DIN2080 40-FMB22-35	146.4	35	18	22	48	5.6	10	M10
DIN2080 40-FMB22-45	156.4	45						
DIN2080 40-FMB22-100	211.4	100						
DIN2080 40-FMB27-35	148.4	35	20	27	60	6.3	12	M12
DIN2080 40-FMB27-60	173.4	60						
DIN2080 40-FMB27-100	213.4	100						
DIN2080 40-FMB32-45	160.4	45	22	32	62	7	14	M16
DIN2080 40-FMB32-60	175.4	60						
DIN2080 40-FMB32-100	215.4	100						
DIN2080 40-FMB40-45	163.4	45	25	40	74	8	16	M20
DIN2080 40-FMB40-60	178.4	60						
DIN2080 40-FMB40-100	218.4	100						
DIN2080 40-FMB3/4" -60	170.85	60	17.45	3/4"	44.45	5	7.94	3/8 "-24
DIN2080 40-FMB1" -100	210.85	100		1"	57	5	9.53	1/2" -20
DIN2080 40-FMB1~1/4 "-60	170.85	60		1-1/4"	63	6.3	12.7	5/8 "-18

规格说明：

DIN2080 40 – FMB – 32 – 100

- 100：L1长度 Length(L)
- 32：接口直径 Interface diameter
- FMB：功能代号 Function code
- DIN2080 40：锥柄形式 Shank size

特点：

◎平面铣刀配合部位轴系公差h6
◎中心通孔有利于出水及抗震性强
◎适用于平面铣削加工
◎可定制非常规长度

Features:

◎Shafting tolerance h6 for surface milling cutter fit
◎With water through hole is conducive to water discharge and strong earthquake resistance
◎Suitable for surface milling processing
◎Customizable unconventional lengths

ZY-10028-III DIN2080 50-FMB平面铣刀柄 DIN2080-FMB FACE MILL ARBORS

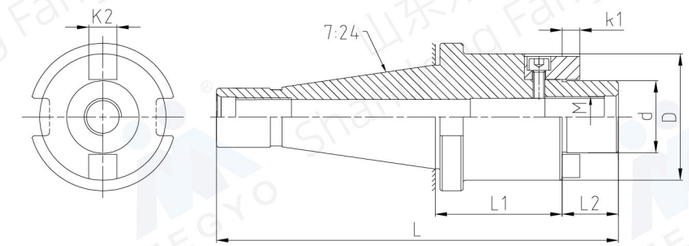

型号 Model	L (mm)	L1 (mm)	L2 (mm)	d (mm)	D (mm)	K1 (mm)	K2 (mm)	M
DIN2080 50-FMB16-45	187.8	45	16	16	38	5	8	M8
DIN2080 50-FMB22-45	189.8	45	18	22	48	5.6	10	M10
DIN2080 50-FMB22-100	244.8	100						
DIN2080 50-FMB22-160	304.8	160						
DIN2080 50-FMB27-45	191.8	45	20	27	60	6.3	12	M12
DIN2080 50-FMB27-100	246.8	100						
DIN2080 50-FMB27-160	306.8	160						
DIN2080 50-FMB32-45	193.8	45	22	32	62	7	14	M16
DIN2080 50-FMB32-100	248.8	100						
DIN2080 50-FMB32-160	308.8	160						
DIN2080 50-FMB40-45	196.8	45	25	40	78	8	16	M20
DIN2080 50-FMB40-100	251.8	100						
DIN2080 50-FMB40-160	311.8	160						

规格说明：

DIN2080 50 – FMB – 32 – 100

- 100：L1长度 Length(L)
- 32：接口直径 Interface diameter
- FMB：功能代号 Function code
- DIN2080 50：锥柄形式 Shank size

特点：

◎平面铣刀配合部位轴系公差h6
◎中心通孔有利于出水及抗震性强
◎适用于平面铣削加工
◎可定制非常规长度

Features:

◎Shafting tolerance h6 for surface milling cutter fit
◎With water through hole is conducive to water discharge and strong earthquake resistance
◎Suitable for surface milling processing
◎Customizable unconventional lengths

ZY-10029 DIN2080-FS平面铣刀柄 DIN2080-FS FACE MILL ARBORS

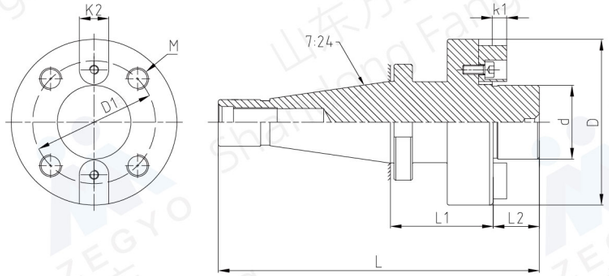

型号 Model	L (mm)	L1 (mm)	L2 (mm)	d (mm)	D (mm)	D1 (mm)	K1 (mm)	K2 (mm)	M (mm)
DIN2080 50-FS40-60	211.8	60	25	40	97.5	66.7	8	16	M12
DIN2080 50-FS40-160	311.8	160							
DIN2080 50-FS60-60	211.8	60		60	128	101.6	12.5	25	M16
DIN2080 50-FS60-75	226.8	75							
DIN2080 50-FS60-100	251.8	100							

规格说明：

DIN2080 50 – FS – 60 – 100

- 锥柄形式 Shank size
- 功能代号 Function code
- 接口直径 Interface diameter
- L1长度 Length(L)

特点：

◎平面铣刀配合部位轴系公差h6
◎中心通孔有利于出水及抗震性强
◎适用于平面铣削加工
◎可定制非常规长度

Features:

◎Shafting tolerance h6 for surface milling cutter fit
◎With water through hole is conducive to water discharge and strong earthquake resistance
◎Suitable for surface milling processing
◎Customizable unconventional lengths

ZY-10030-I BT30-MCA螺纹锁固式刀柄 BT-MCA THREAD LOCKING TYPE TOOLHOLDER

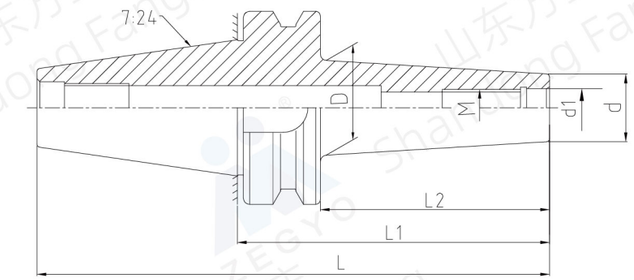

订货时请注明BT系列还是BBT系列例如：BT30-MCA16-75或BBT30-MCA16-75
When ordering, please specify BT series or BBT series, for example BT30-MCA16-75 or BBT30-MCA16-75

规格 Model	L (mm)	L1 (mm)	L2 (mm)	D (mm)	d (mm)	d1 (mm)	M
(BBT)BT30-MCA06-50	98.4	50	28	20	10	6.5	M6
(BBT)BT30-MCA08-50	98.4	50	28	23	13	8.5	M8
(BBT)BT30-MCA08-75	123.4	75	53				
(BBT)BT30-MCA10-72	120.4	72	50		18	10.5	M10
(BBT)BT30-MCA10-75	123.4	75	53				
(BBT)BT30-MCA10-100	148.4	100	78	28			
(BBT)BT30-MCA12-50	98.4	50	28	30	21	12.5	M12
(BBT)BT30-MCA12-75	123.4	75	53	31			
(BBT)BT30-MCA12-125	173.4	125	103	36			
(BBT)BT30-MCA16-50	98.4	50	28	34	29	17	M16
(BBT)BT30-MCA16-75	123.4	75	53				
(BBT)BT30-MCA16-125	173.4	125	103	40			
(BBT)BT30-MCA16-200	248.4	200	178				

规格说明：

BT30 – MCA – 12 – 75

- 锥柄形式 Shank size
- 功能代号 Function code
- 接口直径 Interface diameter
- L1长度 Length(L)

配件 Accessories

X1
拉钉
PULL STUD

特点：

◎刀柄采用进口高强度材质，经特殊处理后产品具有高耐磨性
◎刀柄用于连接锁牙式铣刀头，更换方便，快捷
◎拉钉须另行购买

Features:

◎The tool handle is made of imported high-strength material. After special treatment, the product has high wear resistance
◎The tool holder is used to connect the anti-seismic locking milling cutter head, which is easy and fast to replace
◎Pulling nails must be purchased separately

ZY-10030-II BT40-MCA螺纹锁固式刀柄 BT-MCA THREAD LOCKING TYPE TOOLHOLDER

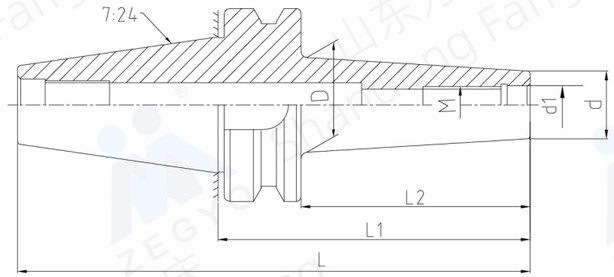

订货时请注明BT系列还是BBT系列例如：BT40-MCA16-75或BBT40-MCA16-75
When ordering, please specify BT series or BBT series, for example BT40-MCA16-75 or BBT40-MCA16-75

规格 Model	L (mm)	L1 (mm)	L2 (mm)	D (mm)	d (mm)	d1 (mm)	M
(BBT)BT40-MCA06-50	115.4	50	23	20	10	6.5	M6
(BBT)BT40-MCA06-100	165.4	100	73	22.5			
(BBT)BT40-MCA08-50	115.4	50	23	23	13	8.5	M8
(BBT)BT40-MCA08-75	140.4	75	48				
(BBT)BT40-MCA08-100	165.4	100	73				
(BBT)BT40-MCA10-50	115.4	50	23		18	10.5	M10
(BBT)BT40-MCA10-75	140.4	75	48				
(BBT)BT40-MCA10-100	165.4	100	73	28			
(BBT)BT40-MCA12-50	115.4	50	23	30	21	12.5	M12
(BBT)BT40-MCA12-75	140.4	75	48				
(BBT)BT40-MCA12-125	190.4	125	98	36			
(BBT)BT40-MCA16-50	115.4	50	23	34	29	17	M16
(BBT)BT40-MCA16-125	190.4	125	98	40			
(BBT)BT40-MCA16-200	265.4	200	173				

规格说明：

BT40 – MCA – 12 – 75

- 75：L1长度 Length(L)
- 12：接口直径 Interface diameter
- MCA：功能代号 Function code
- BT40：锥柄形式 Shank size

配件 Accessories

X1
拉钉
PULL STUD

特点：

◎刀柄采用进口高强度材质，经特殊处理后产品具有高耐磨性
◎刀柄用于连接锁牙式铣刀头，更换方便，快捷
◎拉钉须另行购买

Features:

◎The tool handle is made of imported high-strength material. After special treatment, the product has high wear resistance
◎The tool holder is used to connect the anti-seismic locking milling cutter head, which is easy and fast to replace
◎Pulling nails must be purchased separately

ZY-10030-III BT50-MCA螺纹锁固式刀柄 BT-MCA THREAD LOCKING TYPE TOOLHOLDER

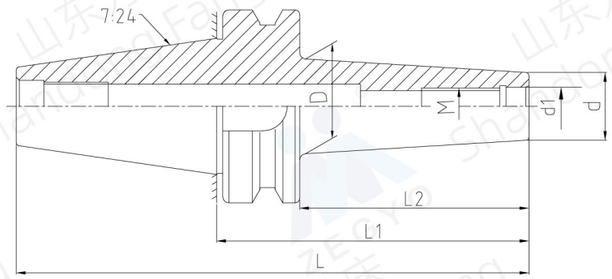

订货时请注明BT系列还是BBT系列例如：BT50-MCA16-75或BBT50-MCA16-75
When ordering, please specify BT series or BBT series, for example BT50-MCA16-75 or BBT50-MCA16-75

规格 Model	L (mm)	L1 (mm)	L2 (mm)	D (mm)	d (mm)	d1 (mm)	M
(BBT)BT50-MCA06-50	151.8	50	12	20	10	6.5	M6
(BBT)BT50-MCA06-100	201.8	100	62	22.5			
(BBT)BT50-MCA08-50	151.8	50	12	23	13	8.5	M8
(BBT)BT50-MCA08-75	176.8	75	37				
(BBT)BT50-MCA08-100	201.8	100	62				
(BBT)BT50-MCA10-50	151.8	50	12		18	10.5	M10
(BBT)BT50-MCA10-75	176.8	75	37				
(BBT)BT50-MCA10-100	201.8	100	62	28			
(BBT)BT50-MCA12-50	151.8	50	12	24	21	12.5	M12
(BBT)BT50-MCA12-75	176.8	75	37				
(BBT)BT50-MCA12-100	201.8	100	62	33			
(BBT)BT50-MCA12-125	226.8	125	87				
(BBT)BT50-MCA16-50	151.8	50	12	34	29	17	M16
(BBT)BT50-MCA16-75	176.8	75	37				
(BBT)BT50-MCA16-125	226.8	125	87	36			
(BBT)BT50-MCA16-200	301.8	200	162	42.5			

规格说明：

BT50 – MCA – 12 – 75

- 75：L1长度 Length(L)
- 12：接口直径 Interface diameter
- MCA：功能代号 Function code
- BT50：锥柄形式 Shank size

配件 Accessories

X1
拉钉
PULL STUD

特点：

◎刀柄采用进口高强度材质，经特殊处理后产品具有高耐磨性
◎刀柄用于连接锁牙式铣刀头，更换方便，快捷
◎拉钉须另行购买

Features:

◎The tool handle is made of imported high-strength material. After special treatment, the product has high wear resistance
◎The tool holder is used to connect the anti-seismic locking milling cutter head, which is easy and fast to replace
◎Pulling nails must be purchased separately

ZY-10031 DIN69871-MCA螺纹锁固式刀柄 DIN69871-MCA THREAD LOCKING TYPE TOOLHOLDER

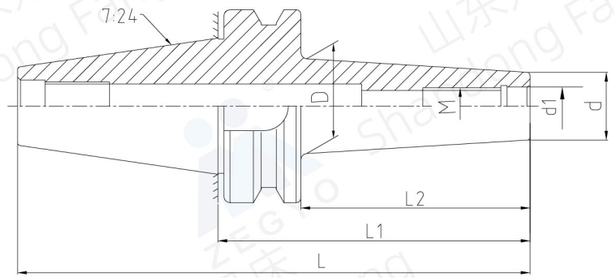

规格 Model	L (mm)	L1 (mm)	L2 (mm)	d1 (mm)	d (mm)	D (mm)	M (mm)
DIN69871 40-MCA06-50	118.4	50	30.9	6.5	10	20	M6
DIN69871 40-MCA06-75	143.4	75	55.9			23	
DIN69871 40-MCA08-50	118.4	50	30.9	8.5	13		M8
DIN69871 40-MCA08-75	143.4	75	55.9				
DIN69871 40-MCA08-100	168.4	100	80.9			25	
DIN69871 40-MCA10-50	118.4	50	30.9	10.5	18	23	M10
DIN69871 40-MCA10-75	143.4	75	55.9			28	
DIN69871 40-MCA10-100	168.4	100	80.9			32	
DIN69871 40-MCA12-50	118.4	50	30.9	12.5	21	30	M12
DIN69871 40-MCA12-75	143.4	75	55.9			31	
DIN69871 40-MCA12-125	193.4	125	105.9			36	
DIN69871 40-MCA16-50	118.4	50	30.9	17	29	34	M16
DIN69871 40-MCA16-75	143.4	75	55.9				
DIN69871 40-MCA16-125	193.4	125	105.9			40	
DIN69871 40-MCA16-200	268.4	200	180.9				

规格说明：

DIN69871 40 – MCA – 12 – 75

- L1长度 Length(L)
- 接口直径 Interface diameter
- 功能代号 Function code
- 锥柄形式 Shank size

配件 Accessories

X1
拉钉
PULL STUD

特点：

◎刀柄采用进口高强度材质，经特殊处理后产品具有高耐磨性
◎刀柄用于连接锁牙式铣刀头，更换方便，快捷
◎拉钉须另行购买

Features:

◎The tool handle is made of imported high-strength material. After special treatment, the product has high wear resistance
◎The tool holder is used to connect the anti-seismic locking milling cutter head, which is easy and fast to replace
◎Pulling nails must be purchased separately

ZY-10032 BT-MTA数控莫氏变径套 BT-MTA SERIES MORSE TAPER(WITH FLAT TAIL)

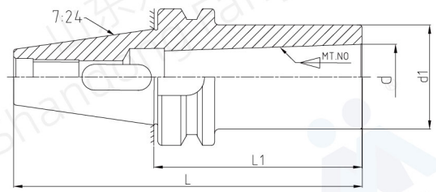

订货时请注明BT系列还是BBT系列例如：BT40-MTA3-70或BBT40-MTA3-70
When ordering, please specify BT series or BBT series, for example BT40-MTA3-70 or BBT40-MTA3-70

型号 Model	L (mm)	L1 (mm)	d (mm)	d1 (mm)
(BBT)BT30-MTA1-45	93.4	45	12.065	25
(BBT)BT30-MTA1-180	228.4	180		
(BBT)BT30-MTA2-60	108.4	60	17.78	32
(BBT)BT30-MTA2-180	228.4	180		
(BBT)BT30-MTA3-80	128.4	80	23.825	40
(BBT)BT30-MTA3-135	183.4	135		
(BBT)BT40-MTA1-45	110.4	45	12.065	25
(BBT)BT40-MTA1-180	245.4	180		
(BBT)BT40-MTA2-45	110.4	45	17.78	32
(BBT)BT40-MTA2-60	125.4	60		
(BBT)BT40-MTA2-180	245.4	180		
(BBT)BT40-MTA3-70	135.4	70	23.825	40
(BBT)BT40-MTA3-180	245.4	180		
(BBT)BT40-MTA4-90	155.4	90	31.267	48
(BBT)BT40-MTA4-165	230.4	165		
(BBT)BT50-MTA1-45	146.8	45	12.065	25
(BBT)BT50-MTA1-180	281.8	180		
(BBT)BT50-MTA2-45	146.8	45	17.78	32
(BBT)BT50-MTA2-60	161.8	60		
(BBT)BT50-MTA2-200	301.8	200		
(BBT)BT50-MTA3-45	146.8	45	23.825	40
(BBT)BT50-MTA3-65	166.8	65		
(BBT)BT50-MTA3-150	251.8	150		
(BBT)BT50-MTA4-85	186.8	85	31.267	48
(BBT)BT50-MTA4-95	196.8	95		
(BBT)BT50-MTA4-180	281.8	180		
(BBT)BT50-MTA5-105	206.8	105	44.399	63

规格说明：

BT40 – MTA – 4 – 90

- L1长度 Length(L)
- 莫氏锥型号 Morse taper model
- 带扁尾莫氏锥 Morse taper with flat tail
- 锥柄形式 Shank size

配件 Accessories

X1
拉钉
PULL STUD

特点：

◎刀柄采用进口高强度材质，经特殊处理后产品具有高耐磨性
◎刀柄用于带扁尾莫氏锥柄刀具、钻头、铰刀等
◎拉钉须另行购买

Features:

◎The tool handle is made of imported high-strength material. After special treatment, the product has high wear resistance
◎The tool holder is used for tools with flat tail Morse taper shank, drill bits, reamers, etc
◎Pulling nails must be purchased separately

ZY-10033 DIN69871-MTA数控莫氏变径套 DIN69871-MTA SERIES MORSE TAPER(WITH TANG)

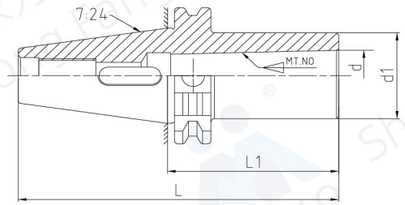

型号 Model	L (mm)	L1 (mm)	d (mm)	d1 (mm)
DIN69871 30-MTA1-50	97.8	50	12.065	25
DIN69871 30-MTA2-60	107.8	60	17.78	32
DIN69871 30-MTA3-80	127.8	80	23.825	40
DIN69871 40-MTA1-45	113.4	45	12.065	25
DIN69871 40-MTA1-50	118.4	50		
DIN69871 40-MTA1-120	188.4	120		
DIN69871 40-MTA2-50	118.4	50	17.78	32
DIN69871 40-MTA2-60	128.4	60		
DIN69871 40-MTA2-120	188.4	120		
DIN69871 40-MTA3-70	138.4	70	23.825	40
DIN69871 40-MTA3-75	143.4	75		
DIN69871 40-MTA3-135	203.4	135		
DIN69871 40-MTA4-90	158.4	90	31.267	48
DIN69871 40-MTA4-135	203.4	135		
DIN69871 40-MTA4-165	233.4	165		
DIN69871 50-MTA1-45	146.75	45	12.065	25
DIN69871 50-MTA1-120	221.75	120		
DIN69871 50-MTA2-45	146.75	45	17.78	32
DIN69871 50-MTA2-135	236.75	135		
DIN69871 50-MTA3-50	151.75	50	23.825	40
DIN69871 50-MTA3-135	236.75	135		
DIN69871 50-MTA4-90	191.75	90	31.267	48
DIN69871 50-MTA4-180	281.75	180		
DIN69871 50-MTA5-120	221.75	120	44.399	63

规格说明：

DIN69871 40 – MTA – 4 – 90

- L1长度 Length(L)
- 莫氏锥型号 Morse taper model
- 带扁尾莫氏锥 Morse taper with flat tail
- 锥柄形式 Shank size

配件 Accessories

X1

拉钉
PULL STUD

特点：

◎刀柄采用进口高强度材质，经特殊处理后产品具有高耐磨性
◎刀柄用于带扁尾莫氏锥柄刀具、钻头、铰刀等
◎拉钉须另行购买

Features:

◎The tool handle is made of imported high-strength material. After special treatment, the product has high wear resistance
◎The tool holder is used for tools with flat tail Morse taper shank, drill bits, reamers, etc
◎Pulling nails must be purchased separately

ZY-10034 HSK-MTA数控莫氏变径套 HSK-MTA SERIES MORSE TAPER(WITH TANG)

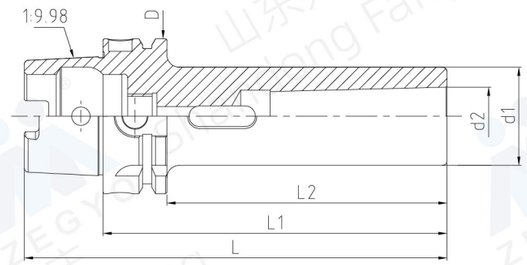

规格 Model	L (mm)	L1 (mm)	L2 (mm)	D (mm)	d1 (mm)	d2 (mm)
HSK50A-MTA2-120	145	120	94	50	32	17.78
HSK50A-MTA3-140	165	140	114		40	23.825
HSK63A-MTA1-100	132	100	74	63	25	12.065
HSK63A-MTA2-120	152	120	94		32	17.78
HSK63A-MTA3-140	172	140	114		40	23.825
HSK63A-MTA4-160	192	160	134		48	31.267
HSK100A-MTA1-110	160	110	81	100	25	12.065
HSK100A-MTA2-120	170	120	91		32	17.78
HSK100A-MTA3-150	200	150	121		40	23.825
HSK100A-MTA4-170	220	170	141		48	31.267
HSK100A-MTA5-200	250	200	171		63	44.399

规格说明：

HSK63A – MTA – 4 – 160

- L1长度 Length(L)
- 莫氏锥型号 Morse taper model
- 带扁尾莫氏锥 Morse taper with flat tail
- 锥柄形式 Shank size

特点：

◎刀杆有预设标准动平衡 G6. 3，可另外指定精密动平衡 G2. 5
◎刀柄采用进口高强度材质，经特殊处理后产品具有高耐磨性
◎刀柄用于带扁尾莫氏锥柄刀具、钻头、铰刀等

Features:

◎The tool holder has preset standard dynamic balance G6. 3, and precision dynamic balance G2. 5 can be specified separately
◎The tool handle is made of imported high-strength material. After special treatment, the product has high wear resistance
◎The tool holder is used for tools with flat tail Morse taper shank, drill bits, reamers, etc

ZY-10035 CAT-MTA数控莫氏变径套 CAT-MTA SERIES MORSE TAPER(WITH TANG)

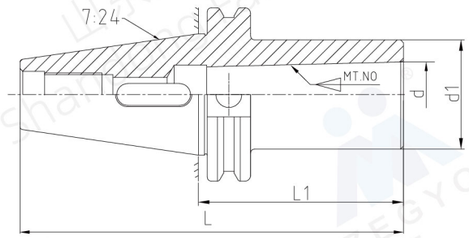

型号 Model	L (mm)	L1 (mm)	d (mm)	d1 (mm)
CAT40-MTA1-45	113.25	45	12.065	25
CAT40-MTA2-60	128.25	60	17.78	32
CAT40-MTA3-75	143.25	75	23.825	40
CAT40-MTA4-95	163.25	95	31.267	48
CAT50-MTA1-45	146.6	45	12.065	25
CAT50-MTA2-50	151.6	50	17.78	32
CAT50-MTA2-135	236.6	135	17.78	32
CAT50-MTA3-63	164.6	63	23.825	40
CAT50-MTA3-150	251.6	150	23.825	40
CAT50-MTA4-90	191.6	90	31.267	48
CAT50-MTA5-105	206.6	105	44.399	63

规格说明：

CAT40 – MTA – 4 – 95

- 95：L1长度 Length(L)
- 4：莫氏锥型号 Morse taper model
- MTA：带扁尾莫氏锥 Morse taper with flat tail
- CAT40：锥柄形式 Shank size

配件 Accessories

X1

拉钉
PULL STUD

特点：

◎刀柄采用进口高强度材质，经特殊处理后产品具有高耐磨性
◎刀柄用于带扁尾莫氏锥柄刀具、钻头、铰刀等
◎拉钉须另行购买

Features:

◎The tool handle is made of imported high-strength material. After special treatment, the product has high wear resistance
◎The tool holder is used for tools with flat tail Morse taper shank, drill bits, reamers, etc
◎Pulling nails must be purchased separately

ZY-10036-I DIN2080-MTA数控莫氏变径套 DIN2080-MTA SERIES MORSE TAPER(WITH TANG)

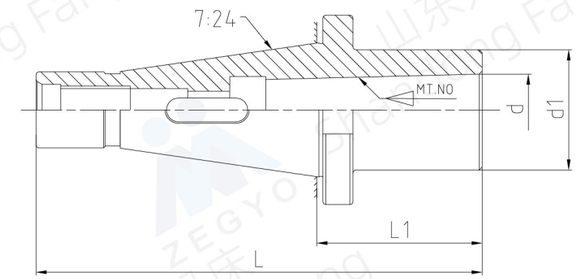

型号 Model	L (mm)	L1 (mm)	d (mm)	d1 (mm)
DIN2080 30-MTA1-50	118.4	50	12.065	25
DIN2080 30-MTA2-60	128.4	60	17.78	32
DIN2080 30-MTA3-70	138.4	70	23.825	40
DIN2080 40-MTA1-45	138.4	45	12.065	25
DIN2080 40-MTA1-50	143.4	50		
DIN2080 40-MTA1-120	213.4	120		
DIN2080 40-MTA2-50	143.4	50	17.78	32
DIN2080 40-MTA2-60	153.4	60		
DIN2080 40-MTA2-120	213.4	120		
DIN2080 40-MTA3-60	153.4	60	23.825	40
DIN2080 40-MTA3-75	168.4	75		
DIN2080 40-MTA3-135	228.4	135		
DIN2080 40-MTA4-90	183.4	90	31.267	48
DIN2080 40-MTA4-95	188.4	95		
DIN2080 40-MTA4-165	258.4	165		
DIN2080 40-MTA5-180	273.4	180	44.399	63

规格说明：

DIN2080 40 – MTA – 4 – 95

- 95：L1长度 Length(L)
- 4：莫氏锥型号 Morse taper model
- MTA：带扁尾莫氏锥 Morse taper with flat tail
- DIN2080 40：锥柄形式 Shank size

特点：

◎刀柄采用进口高强度材质，经特殊处理后产品具有高耐磨性
◎刀柄用于带扁尾莫氏锥柄刀具、钻头、铰刀等

Features:

◎The tool handle is made of imported high-strength material. After special treatment, the product has high wear resistance
◎The tool holder is used for tools with flat tail Morse taper shank, drill bits, reamers, etc

ZY-10036-II DIN2080 50-MTA数控莫氏变径套 DIN2080-MTA SERIES MORSE TAPER(WITH TANG)

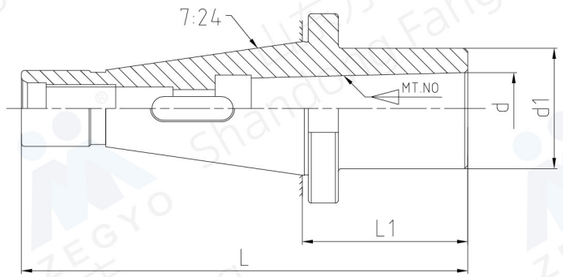

型号 Model	L (mm)	L1 (mm)	d (mm)	d1 (mm)
DIN2080 50-MTA1-40	166.8	40	12.065	25
DIN2080 50-MTA1-50	176.8	50		
DIN2080 50-MTA1-120	246.8	120		
DIN2080 50-MTA2-45	171.8	45	17.78	32
DIN2080 50-MTA2-60	186.8	60		
DIN2080 50-MTA2-135	261.8	135		
DIN2080 50-MTA3-50	176.8	50	23.825	40
DIN2080 50-MTA3-65	191.8	65		
DIN2080 50-MTA3-135	261.8	135		
DIN2080 50-MTA4-70	196.8	70	31.267	48
DIN2080 50-MTA4-90	216.8	90		
DIN2080 50-MTA4-180	306.8	180		
DIN2080 50-MTA5-105	231.8	105	44.399	63
DIN2080 50-MTA5-120	246.8	120		

规格说明：

DIN2080 50 – MTA – 4 – 90

- 90：L1长度 Length(L)
- 4：莫氏锥型号 Morse taper model
- MTA：带扁尾莫氏锥 Morse taper with flat tail
- DIN2080 50：锥柄形式 Shank size

特点：

◎刀柄采用进口高强度材质，经特殊处理后产品具有高耐磨性
◎刀柄用于带扁尾莫氏锥柄刀具、钻头、铰刀等

Features:

◎The tool handle is made of imported high-strength material. After special treatment, the product has high wear resistance
◎The tool holder is used for tools with flat tail Morse taper shank, drill bits, reamers, etc

ZY-10037 BT-MTB数控莫氏变径套后拉型 BT-MTB SERIES MORSE TAPER(WITH DRAWBAR)

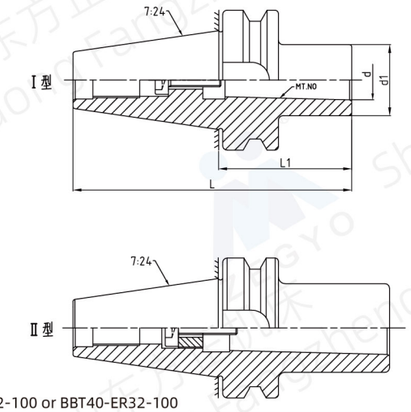

订货时请注明BT系列还是BBT系列例如：BT40-ER32-100或BBT40-ER32-100
When ordering, please specify BT series or BBT series, for example BT40-ER32-100 or BBT40-ER32-100

规格 Model	L (mm)	L1 (mm)	d (mm)	d1 (mm)	型式 (type)
(BBT)BT40-MTB1-45	110.4	45	12.065	25	Ⅰ型
(BBT)BT40-MTB1-60	125.4	60			
(BBT)BT40-MTB1-100	165.4	100			
(BBT)BT40-MTB2-60	125.4	60	17.78	32	
(BBT)BT40-MTB2-75	140.4	75			
(BBT)BT40-MTB2-100	165.4	100			
※(BBT)BT40-MTB3-72	137.4	72	23.825	40	Ⅱ型
(BBT)BT40-MTB3-100	165.4	100			
(BBT)BT40-MTB3-135	200.4	135			
※(BBT)BT40-MTB4-90	155.4	90	31.267	48	
(BBT)BT40-MTB4-100	165.4	100			
(BBT)BT40-MTB4-165	230.4	165			
(BBT)BT50-MTB1-45	146.8	45	12.065	25	Ⅰ型
(BBT)BT50-MTB1-60	161.8	60			
(BBT)BT50-MTB2-45	146.8	45	17.78	32	
(BBT)BT50-MTB2-60	161.8	60			
(BBT)BT50-MTB2-150	215.4	150			
(BBT)BT50-MTB3-60	161.8	60	23.825	40	
(BBT)BT50-MTB3-100	201.8	100			
(BBT)BT50-MTB3-200	301.8	200			
※(BBT)BT50-MTB4-82	183.8	82	31.267	48	Ⅱ型
(BBT)BT50-MTB4-100	201.8	100			
(BBT)BT50-MTB4-180	281.8	180			
(BBT)BT50-MTB5-115	221.8	120	44.399	63	

规格说明：

BT40 – MTB – 3 – 100

- 100：L1长度 Length(L)
- 3：莫氏锥型号 Morse taper model
- MTB：无扁尾莫氏锥 Morse taper without flat tail
- BT40：锥柄形式 Shank size

配件 Accessories

订购的产品长度小于带※的产品长度都需要额外订购加长拉钉
If the length of the ordered product is shorter than the length of the product with ※, you need to order an additional lengthening pull stud

特点：

◎刀柄采用进口高强度材质，经特殊处理后产品具有高耐磨性
◎刀柄用于带扁尾莫氏锥柄刀具、钻头、铰刀等
◎拉钉须另行购买

Features:

◎The tool handle is made of imported high-strength material. After special treatment, the product has high wear resistance
◎The tool holder is used for tools with flat tail Morse taper shank, drill bits, reamers, etc
◎Pull stud(retention knobs) must be purchased separately

ZY-10038 DIN69871-MTB数控莫氏变径套后拉型 DIN69871-MTB SERIES MORSE TAPER(WITH DRAWBAR)

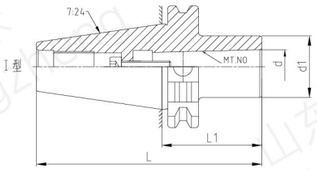

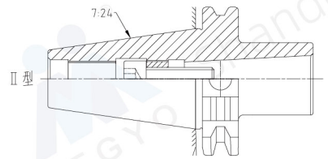

规格 Model	L (mm)	L1 (mm)	d (mm)	d1 (mm)	型式 (type)
DIN69871 40-MTB1-45	113.4	45	12.065	25	I 型
DIN69871 40-MTB1-75	143.4	75			
DIN69871 40-MTB1-100	168.4	100			
DIN69871 40-MTB2-60	128.4	60	17.78	32	
DIN69871 40-MTB2-75	143.4	75			
DIN69871 40-MTB2-95	163.4	95			
※DIN69871 40-MTB3-73	141.4	73	23.825	40	II 型
DIN69871 40-MTB3-90	158.4	90			
DIN69871 40-MTB3-135	203.4	135			
※DIN69871 40-MTB4-100	168.4	100	31.267	48	
DIN69871 40-MTB4-135	203.4	135			
DIN69871 40-MTB4-165	233.4	165			
DIN69871 50-MTB1-45	146.75	45	12.065	25	I 型
DIN69871 50-MTB1-120	221.75	120			
DIN69871 50-MTB2-45	146.75	45	17.78	32	
DIN69871 50-MTB2-75	176.75	75			
DIN69871 50-MTB2-150	251.75	150			
DIN69871 50-MTB3-60	161.75	60	23.825	40	
DIN69871 50-MTB3-75	176.75	75			
DIN69871 50-MTB3-100	201.75	100			
※DIN69871 50-MTB4-85	186.75	85	31.267	48	II 型
DIN69871 50-MTB4-100	201.75	100			
DIN69871 50-MTB4-180	281.75	180			
※DIN69871 50-MTB5-115	216.75	115	44.399	63	

规格说明：

DIN69871 40 – MTB – 3 – 90

- L1长度 Length(L)
- 莫氏锥型号 Morse taper model
- 无扁尾莫氏锥 Morse taper without flat tail
- 锥柄形式 Shank size

配件 Accessories

订购的产品长度小于带※的产品长度都需要额外订购加长拉钉
If the length of the ordered product is shorter than the length of the product with ※, you need to order an additional lengthening pullstud

特点：

◎刀柄采用进口高强度材质，经特殊处理后产品具有高耐磨性
◎刀柄用于带扁尾莫氏锥柄刀具、钻头、铰刀等
◎拉钉须另行购买

Features:

◎The tool handle is made of imported high-strength material. After special treatment, the product has high wear resistance
◎The tool holder is used for tools with flat tail Morse taper shank, drill bits, reamers, etc
◎Pull stud(retention knobs) must be purchased separately

ZY-10039-I DIN2080 40-MTB数控莫氏变径套后拉型 DIN2080 40-MTB SERIES MORSE TAPER(WITH DRAWBAR)

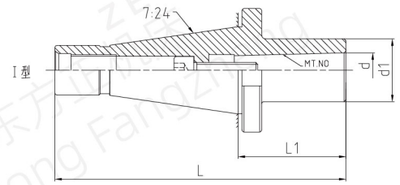

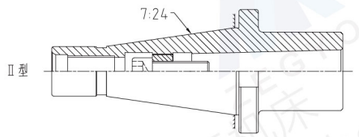

规格 Model	L (mm)	L1 (mm)	d (mm)	d1 (mm)	型式 (type)
DIN2080 30-MTB1-50	118.4	50	12.065	25	I 型
DIN2080 30-MTB2-60	128.4	60	17.78	32	
DIN2080 30-MTB3-85	153.4	85	23.825	40	II 型
DIN2080 40-MTB1-45	138.4	45	12.065	25	I 型
DIN2080 40-MTB1-50	143.4	50			
DIN2080 40-MTB2-50	143.4	50	17.78	32	
DIN2080 40-MTB2-60	153.4	60			
DIN2080 40-MTB2-120	213.4	120			
DIN2080 40-MTB3-60	153.4	60	23.825	40	
DIN2080 40-MTB3-65	158.4	65			
DIN2080 40-MTB3-75	168.4	75			
DIN2080 40-MTB4-90	183.4	90	31.267	48	II 型
DIN2080 40-MTB4-95	188.4	95			
DIN2080 40-MTB4-135	228.4	135			
DIN2080 40-MTB4-165	258.4	165			

规格说明：

DIN2080 40 – MTB – 4 – 90

- L1长度 Length(L)
- 莫氏锥型号 Morse taper model
- 无扁尾莫氏锥 Morse taper without flat tail
- 锥柄形式 Shank size

特点：

◎刀柄采用进口高强度材质，经特殊处理后产品具有高耐磨性
◎刀柄用于带扁尾莫氏锥柄刀具、钻头、铰刀等
◎拉钉须另行购买

Features:

◎The tool handle is made of imported high-strength material. After special treatment, the product has high wear resistance
◎The tool holder is used for tools with flat tail Morse taper shank, drill bits, reamers, etc
◎Pull stud(retention knobs) must be purchased separately

ZY-10039-II DIN2080 50-MTB数控莫氏变径套后拉型 DIN2080-MTB SERIES MORSE TAPER(WITH DRAWBAR)

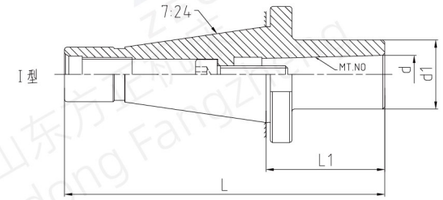

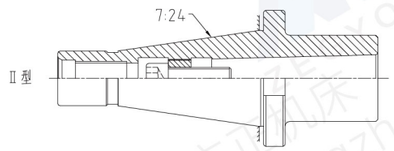

规格 Model	L (mm)	L1 (mm)	d (mm)	d1 (mm)	型式 (type)
DIN2080 50-MTB1-50	176.8	50	12.065	25	I 型
DIN2080 50-MTB1-100	226.8	100			
DIN2080 50-MTB2-45	171.8	45	17.78	32	
DIN2080 50-MTB2-50	176.8	50			
DIN2080 50-MTB2-75	201.8	75			
DIN2080 50-MTB2-150	276.8	150			
DIN2080 50-MTB3-60	186.8	60	23.825	40	
DIN2080 50-MTB3-65	191.8	65			
DIN2080 50-MTB3-110	236.8	110			
DIN2080 50-MTB4-65	191.8	65	31.267	48	II 型
DIN2080 50-MTB4-70	196.8	70			
DIN2080 50-MTB4-95	221.8	95			
DIN2080 50-MTB4-120	246.8	120			
DIN2080 50-MTB5-120	246.8	120	44.399	63	

规格说明：

DIN2080 50 – MTB – 4 – 90

- 锥柄形式 Shank size
- 无扁尾莫氏锥 Morse taper without flat tail
- 莫氏锥型号 Morse taper model
- L1长度 Length(L)

特点：

◎刀柄采用进口高强度材质，经特殊处理后产品具有高耐磨性
◎刀柄用于带扁尾莫氏锥柄刀具、钻头、铰刀等

Features:

◎The tool handle is made of imported high-strength material. After special treatment, the product has high wear resistance
◎The tool holder is used for tools with flat tail Morse taper shank, drill bits, reamers, etc

ZY-10040 BT-DC数控后拉式刀柄 BT-DC BACK LOCKING COLLET HOLDER

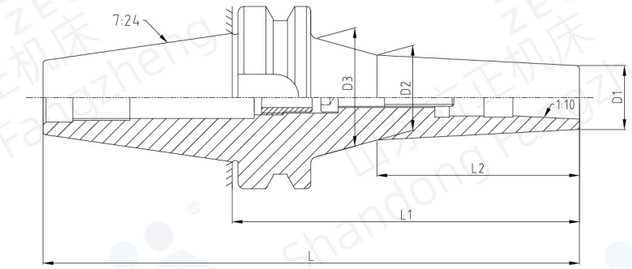

规格Model	L(mm)	L1(mm)	L2(mm)	D1(mm)	D2(mm)	D3(mm)
BT30-DC06-90	138.4	90	45	14	18	30
BT30-DC06-120	168.4	120	65		20.8	
BT30-DC08-90	138.4	90		22	29	
BT30-DC08-120	168.4	120			32	
BT30-DC10-90	138.4	90		28	35	
BT30-DC10-120	168.4	120			36.7	
BT40-DC06-90	155.4	90	45	14	18	34
BT40-DC06-120	185.4	120	60		20	
BT40-DC06-150	215.4	150	76		21	
BT40-DC06-200	265.4	200	101		25	36
BT40-DC08-90	155.4	90		22	29	
BT40-DC08-120	185.4	120	70		29.5	41
BT40-DC10-90	155.4	90		28	34.5	
BT40-DC10-120	185.4	120			37.7	
BT50-DC06-100	201.8	100	45	14	18.7	40
BT50-DC06-200	301.8	200	120		26.5	45
BT50-DC08-100	201.8	100	45	22	26.7	40
BT50-DC08-150	251.8	150	90		31.5	45
BT50-DC10-110	211.8	110		28	35.5	
BT50-DC10-150	251.8	150			39.7	
BT50-DC10-200	301.8	200	105		39	50

规格说明：

BT40 – DC – 08 – 90

- 锥柄形式 Shank size
- 功能代号 Function code
- 夹持范围 Clamping range
- L1长度 Length(L)

配件 Accessories

特点：

◎刀柄采用进口高强度材质，经特殊处理后产品具有高耐磨性
◎前端小径设计，降低干涉，无振动
◎内孔属于自锁锥度，锁刀牢固
◎拉钉,筒夹须另行购买

Features:

◎The tool handle is made of imported high-strength material. After special treatment, the product has high wear resistance
◎Front end small diameter design, reducing interference and no vibration
◎The inner hole has a self-locking taper, and the knife lock is firm
◎Pull stud and collet must be purchased separately

ZY-10041 OZ数控铣夹头刀柄 OZ SERIES MILL TOOLHODLER

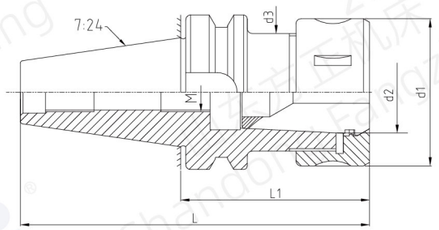

规格 Model	L (mm)	L1 (mm)	d1 (mm)	d2 (mm)	d3 (mm)	M (mm)
BT30-OZ25-80	128.4	80	60	32.9	48	M16
BT30-OZ25-100	148.4	100				
BT30-OZ32-80	128.4	80	72	41.3	60	
BT30-OZ32-100	148.4	100				
BT40-OZ16-70	135.4	70	43	22.65	33	M12
BT40-OZ16-100	165.4	100				
BT40-OZ25-70	135.4	70	60	32.9	48	M16
BT40-OZ25-100	165.4	100				
BT40-OZ32-100	165.4	100	72	41.3	60	
BT50-OZ25-100	201.8	100	60	32.9	48	
BT50-OZ25-125	226.8	125				
BT50-OZ32-90	191.8	90	72	41.3	60	
BT50-OZ32-120	221.8	120				
DIN69871 30-OZ25-70	117.8	70	60	32.9	48	
DIN69871 40-OZ16-70	138.4	70	43	22.65	33	M12
DIN69871 40-OZ25-70	138.4	70	60	32.9	48	M16
DIN69871 40-OZ32-90	158.4	90	72	41.3	60	
DIN69871 50-OZ25-100	201.75	100	60	32.9	48	
DIN69871 50-OZ32-100	201.75	100	72	41.3	60	
DIN69871 50-OZ40-100	201.75	100	85	49.7	68	
DIN2080 30-OZ25-65	133.4	65	60	32.9	48	
DIN2080 30-OZ25-100	168.4	100				
DIN2080 40-OZ25-63	156.4	63				
DIN2080 40-OZ25-100	193.4	100				
DIN2080 40-OZ25-150	243.4	150				
DIN2080 40-OZ32-65	158.4	65	72	41.3	60	
DIN2080 40-OZ32-95	188.4	95				
DIN2080 50-OZ25-70	196.8	70	60	32.9	48	
DIN2080 50-OZ32-70	196.8	70	72	41.3	60	
DIN2080 50-OZ32-80	223.8	80				

DIN2080 50 – OZ – 25 – 100
- L1长度 Length(L)
- 筒夹型号 Collet model
- 筒夹种类 Collet type
- 锥柄形式 Shank size

配件 Accessories

压帽 NUT	EOC夹头 EOC COLLET	扳手 WRENCH	拉钉 PULL STUD
X1	X1	X1	X1

特点：

◎刀柄采用进口高强度材质，经特殊处理后产品具有高耐磨性
◎筒夹样式有A型和B型
◎钢珠螺帽设计，增加夹持力，重切削专用
◎筒夹需先放入螺母中，再装入刀具，接着锁固入刀柄
◎拉钉,筒夹,扳手须另行购买

Features:

◎The tool handle is made of imported high-strength material. After special treatment, the product has high wear resistance
◎Collet styles include type A and type B
◎Steel ball nut design to increase clamping force, suitable for heavy cutting
◎The collet needs to be put into the nut first, then the tool, and then locked into the tool holder
◎Pull stud, collet and wrench must be purchased separately

ZY-10042 HSK-OZ数控铣夹头刀柄 HSK-OZ SERIES MILL TOOLHODLER

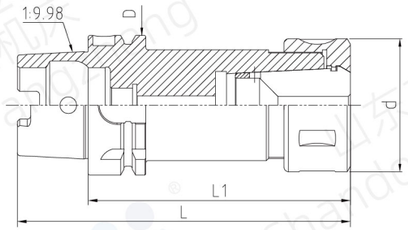

型号 Model	L	L1	D	d
HSK 50A-OZ25-100	125	100	50	60
HSK 50A-OZ25-120	145	120		
HSK 50A-OZ25-150	175	150		
HSK 50A-OZ32-120	145	120		72
HSK 50A-OZ32-150	175	150		
HSK 63A-OZ25-100	132	100	63	60
HSK 63A-OZ25-120	152	120		
HSK 63A-OZ25-150	182	150		
HSK 63A-OZ32-120	152	120		72
HSK 63A-OZ32-150	182	150		
HSK100A-OZ25-100	150	100	100	60
HSK100A-OZ25-120	170	120		
HSK100A-OZ25-150	200	150		
HSK100A-OZ32-130	180	130		72
HSK100A-OZ32-150	200	150		

规格说明：

HSK63A – OZ – 25 – 100
- L1长度 Length(L)
- 筒夹型号 Collet model
- 筒夹种类 Collet type
- 锥柄形式 Shank size

配件 Accessories

压帽 NUT	EOC夹头 EOC COLLET	扳手 WRENCH
X1	X1	X1

特点：

◎刀柄采用高强度材质加工，在淬火、回火后经深冷处理，性能稳定，耐磨耐用
◎整支通孔，利于出水及抗震
◎钢珠螺帽设计，增大了夹持力，属于重切削专用
◎筒夹必须先置入螺帽，再装入刀具，最后锁固入刀柄体
◎筒夹和扳手需要单独订购
◎可根据客户需要精密平衡至 G6.3/15000RPM或G2.5/30000RPM

Features:

◎The tool holder is made of high-strength material and is cryogenically treated after quenching and tempering. It has stable performance, wear resistance and durability
◎The entire through hole is conducive to water discharge and earthquake resistance
◎The steel ball nut design increases the clamping force and is specially designed for heavy cutting
◎When inserting the tool into the collet, the nut must be placed first, then the tool, and finally locked into the tool handle body
◎Collet and wrench need to be ordered separately
◎Can be precisely balanced according to customer needs to G6.315000RPM, G2.530000RPM

ZY-10043 BT-SK数控高速夹头刀柄 BT-SK HIGH SPEED PRECISION HOLDER

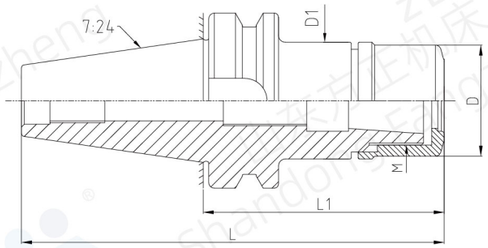

规格 Model	L (mm)	L1 (mm)	D (mm)	D1 (mm)	M
BT30-SK10-60	108.4	60	27	28	M21.5x1.0
BT30-SK10-90	138.4	90			
BT30-SK10-120	168.4	120			
BT30-SK16-60	108.4	60	40	42	M32x1.5
BT30-SK16-90	138.4	90			
BT30-SK16-120	168.4	120			
BT40-SK10-90	155.4	90	27	28	M21.5x1.0
BT40-SK10-120	185.4	120			
BT40-SK10-150	215.4	150			
BT40-SK16-90	155.4	90	40	42	M32x1.5
BT40-SK16-120	185.4	120			
BT40-SK16-150	215.4	150			
BT50-SK10-100	201.8	100	27	28	M21.5x1.0
BT50-SK10-120	221.8	120			
BT50-SK10-150	251.8	150			
BT50-SK10-200	301.8	200			
BT50-SK16-100	201.8	100	40	42	M32x1.5
BT50-SK16-120	221.8	120			
BT50-SK16-150	251.8	150			

规格说明：

BT40 – SK – 10 – 120

- 120：L1长度 Length(L)
- 10：筒夹型号 Collet model
- SK：筒夹种类 Collet type
- BT40：锥柄形式 Shank size

配件 Accessories

压帽 NUT	SK夹头 SK COLLET	扳手 WRENCH	拉钉 PULL STUD
X1	X1	X1	X1

特点：

◎刀柄采用进口高强度材质，经特殊处理后产品具有高耐磨性
◎螺帽的独特设计，可降低切削时的风阻噪音，减少振动
◎适于高转速，高精密切削加工
◎超强夹持力，使高速加工更稳定
◎拉钉，扳手，筒夹须另行购买

Features:

◎The tool holder is made of high-strength material. After special treatment, the product has high wear resistance
◎The unique design of the nut can reduce wind noise and vibration during cutting
◎Suitable for high-speed, high-precision cutting
◎Super strong clamping force makes high-speed processing more stable
◎Pull stud(retention knobs) , wrench and collet must be purchased separately

ZY-10044 DIN69871-SK数控高速夹头刀柄 DIN-SK HIGH SPEED PRECISION HOLDER

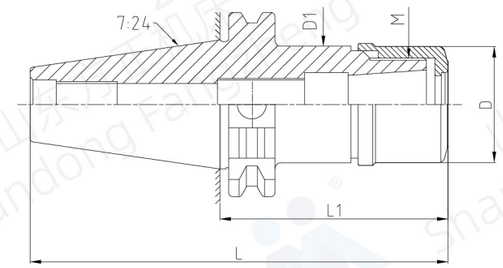

规格 Model	L (mm)	L1 (mm)	D (mm)	D1 (mm)	M
DIN69871 40-SK10-90	158.4	90	27	28	M21.5x1.0
DIN69871 40-SK10-150	218.4	150			
DIN69871 40-SK16-90	158.4	90	40	42	M32x1.5
DIN69871 40-SK16-120	188.4	120			
DIN69871 40-SK16-150	218.4	150			

规格说明：

DIN69871 A40 – SK – 16 – 90

- 90：L1长度 Length(L)
- 16：筒夹型号 Collet model
- SK：筒夹种类 Collet type
- DIN69871 A40：锥柄形式 Shank size

配件 Accessories

压帽 NUT	SK夹头 SK COLLET	扳手 WRENCH	拉钉 PULL STUD
X1	X1	X1	X1

特点：

◎刀柄采用进口高强度材质，经特殊处理后产品具有高耐磨性
◎螺帽的独特设计，可降低切削时的风阻噪音，减少振动
◎适于高转速，高精密切削加工
◎超强夹持力，使高速加工更稳定
◎拉钉须另行购买

Features:

◎The tool holder is made of high-strength material. After special treatment, the product has high wear resistance
◎The unique design of the nut can reduce wind noise and vibration during cutting
◎Suitable for high-speed, high-precision cutting
◎Super strong clamping force makes high-speed processing more stable
◎Pull stud(retention knobs) , wrench and collet must be purchased separately

扫码观看视频
Scan the code to watch videos

ZY-10045-I BT30/40数控混合插入式铣刀杆 BT COMBI SHELL END MILL TOOLGOLDER

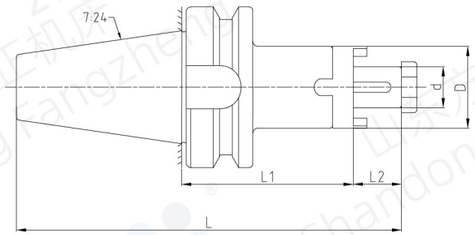

订货时请注明BT系列还是BBT系列例如：BT40-ER32-100或BBT40-ER32-100
When ordering, please specify BT series or BBT series, for example BT40-ER32-100 or BBT40-ER32-100

规格 Model	L (mm)	L1 (mm)	L2 (mm)	d (mm)	D (mm)
(BBT30)BT30x16-45	110.4	45	17	16	32
(BBT30)BT30x16-55	120.4	55			
(BBT30)BT30x22-55	122.4	55	19	22	40
(BBT30)BT30x22-100	167.4	100			
(BBT30)BT30x27-55	124.4	55	21	27	48
(BBT30)BT30x32-60	132.4	60	24	32	58
(BBT30)BT30x40-60	135.4	60	27	40	70
(BBT40)BT40x16-55	137.4	55	17	16	32
(BBT40)BT40x16-100	182.4	100			
(BBT40)BT40x16-160	242.4	160			
(BBT40)BT40x22-55	139.4	55	19	22	40
(BBT40)BT40x22-100	184.4	100			
(BBT40)BT40x22-160	244.4	160			
(BBT40)BT40x27-55	141.4	55	21	27	48
(BBT40)BT40x27-100	186.4	100			
(BBT40)BT40x27-160	246.4	160			
(BBT40)BT40x32-60	149.4	60	24	32	58
(BBT40)BT40x32-100	189.4	100			
(BBT40)BT40x32-160	249.4	160			
(BBT40)BT40x40-60	152.4	60	27	40	70
(BBT40)BT40x40-100	192.4	100			

规格说明：

BT40 – 32 – 60

- L1长度 Length(L)
- 接口直径 Interface diameter
- 锥柄形式 Shank size

配件 Accessories

垫块 STUB SPACER RINGS	拉钉 PULL STUD	扳手 WRENCH	拨环 DRIVE RING	十字螺钉 SCREW
X1	X1	X1	X1	X1

特点：

◎刀柄采用进口高强度材质，经特殊处理后产品具有高耐磨性
◎用于加工中心或数控机床的专用刀柄，前端连接刀盘，用于铣削
◎订购时请注明刀柄形式：如需中心进水与法兰盘侧面进水冷却的刀柄，请标明AD/B型
◎拉钉,垫块和扳手须另行购买

Features:

◎The tool holder is made of high-strength material. After special treatment, the product has high wear resistance
◎Special tool holder for machining centers or CNC machine tools, with the front end connected to the cutterhead for milling
◎Please indicate the tool holder type when ordering: If you need a tool holder with central water inlet and flange side water inlet for cooling, please indicate AD/B type
◎Pull stud(retention knobs) , stub spacer rings and wrench must be purchased separately

ZY-10045-II BT50数控混合插入式铣刀杆 BT COMBI SHELL END MILL TOOLGOLDER

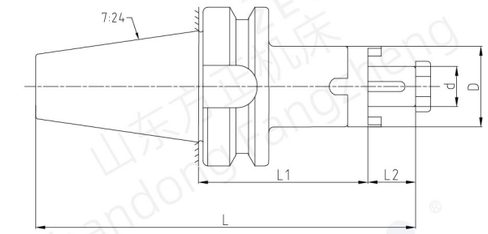

订货时请注明BT系列还是BBT系列例如：BT40-ER32-100或BBT40-ER32-100
When ordering, please specify BT series or BBT series, for example BT40-ER32-100 or BBT40-ER32-100

规格 Model	L (mm)	L1 (mm)	L2 (mm)	d (mm)	D (mm)
(BBT50)BT50x16-70	188.8	70	17	16	32
(BBT50)BT50x16-100	218.8	100			
(BBT50)BT50x16-160	278.8	160			
(BBT50)BT50x22-70	190.8	70	19	22	40
(BBT50)BT50x22-100	220.8	100			
(BBT50)BT50x22-160	280.8	160			
(BBT50)BT50x27-70	192.8	70	21	27	48
(BBT50)BT50x27-100	222.8	100			
(BBT50)BT50x27-160	282.8	160			
(BBT50)BT50x32-70	195.8	70	24	32	58
(BBT50)BT50x32-100	225.8	100			
(BBT50)BT50x32-160	285.8	160			
(BBT50)BT50x40-70	198.8	70	27	40	70
(BBT50)BT50x40-100	228.8	100			
(BBT50)BT50x40-160	288.8	160			
(BBT50)BT50x50-75	206.8	75	30	50	90
(BBT50)BT50x50-100	231.8	100			

规格说明：

BT50 – 32 – 60

- L1长度 Length(L)
- 接口直径 Interface diameter
- 锥柄形式 Shank size

配件 Accessories

垫块 STUB SPACER RINGS	拉钉 PULL STUD	扳手 WRENCH	拨环 DRIVE RING	十字螺钉 SCREW
X1	X1	X1	X1	X1

特点：

◎刀柄采用进口高强度材质，经特殊处理后产品具有高耐磨性
◎用于加工中心或数控机床的专用刀柄，前端连接刀盘，用于铣削
◎订购时请注明刀柄形式：如需中心进水与法兰盘侧面进水冷却的刀柄，请标明AD/B型
◎拉钉，垫块和扳手须另行购买

Features:

◎The tool holder is made of high-strength material. After special treatment, the product has high wear resistance
◎Special tool holder for machining centers or CNC machine tools, with the front end connected to the cutterhead for milling
◎Please indicate the tool holder type when ordering: If you need a tool holder with central water inlet and flange side water inlet for cooling, please indicate AD/B type
◎Pull stud(retention knobs) , stub spacer rings and wrench must be purchased separately

ZY-10046 DIN69871数控混合插入式铣刀杆 DIN69871 COMBI SHELL END MILL TOOLGOLDER

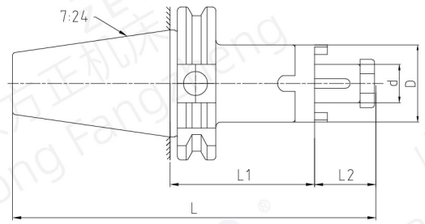

规格 Model	L (mm)	L1 (mm)	L2 (mm)	d (mm)	D (mm)
DIN69871 40x16-55	140.4	55	17	16	32
DIN69871 40x16-100	185.4	100			
DIN69871 40x16-160	245.4	160			
DIN69871 40x22-55	142.5	55	19	22	40
DIN69871 40x22-100	187.5	100			
DIN69871 40x22-160	247.5	160			
DIN69871 40x27-55	144.4	55	21	27	48
DIN69871 40x27-100	189.4	100			
DIN69871 40x27-160	249.4	160			
DIN69871 40x32-60	152.4	60	24	32	58
DIN69871 40x32-70	162.4	70			
DIN69871 40x32-100	192.4	100			
DIN69871 40x40-60	155.4	60	27	40	70
DIN69871 40x40-100	195.4	100			
DIN69871 40x1″ -100	185.7	100	17.3	25.4	45
DIN69871 50x16-55	173.75	55	17	16	32
DIN69871 50x16-100	218.75	100			
DIN69871 50x22-55	175.75	55	19	22	40
DIN69871 50x22-100	220.75	100			
DIN69871 50x27-55	177.75	55	21	27	48
DIN69871 50x27-100	222.75	100			
DIN69871 50x32-60	185.75	60	24	32	58
DIN69871 50x32-100	225.75	100			
DIN69871 50x40-60	188.75	60	27	40	70
DIN69871 50x40-100	228.75	100			
DIN69871 50x50-100	231.75	100	30	50	90
DIN69871 50x1″ -100	219.05	100	17.3	25.4	45

规格说明：

DIN69871 40 – 32 – 60

- L1长度 Length(L)
- 接口直径 Interface diameter
- 锥柄形式 Shank size

配件 Accessories

垫块 STUB SPACER RINGS	拉钉 PULL STUD	扳手 WRENCH	拨环 DRIVE RING	十字螺钉 SCREW
X1	X1	X1	X1	X1

特点：

◎刀柄采用进口高强度材质，经特殊处理后产品具有高耐磨性
◎用于加工中心或数控机床的专用刀柄，前端连接刀盘，用于铣削
◎订购时请注明刀柄形式：如需中心进水与法兰盘侧面进水冷却的刀柄，请标明AD/B型
◎拉钉，垫块和扳手须另行购买

Features:

◎The tool holder is made of high-strength material. After special treatment, the product has high wear resistance
◎Special tool holder for machining centers or CNC machine tools, with the front end connected to the cutterhead for milling
◎Please indicate the tool holder type when ordering: If you need a tool holder with central water inlet and flange side water inlet for cooling, please indicate AD/B type
◎Pull stud(retention knobs) , stub spacer rings and wrench must be purchased separately

ZY-10047 HSK-数控混合插入式铣刀杆 HSK COMBI SHELL END MILL TOOLGOLDER



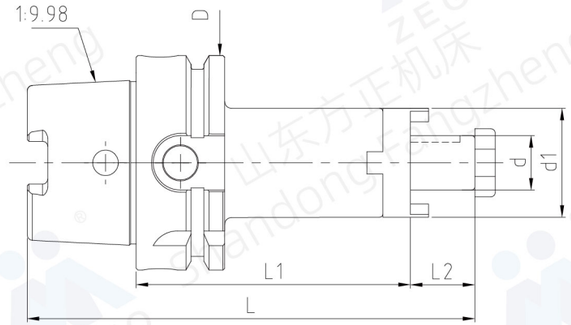

规格 Model	L	L1	L2	D	d	d1
HSK50Ax16-50	92	50	17	50	16	32
HSK50Ax22-50	94	50	19		22	40
HSK50Ax27-65	111	65	21		27	48
HSK50Ax32-65	114	65	24		32	58
HSK63Ax16-60	109	60	17	63	16	32
HSK63Ax22-60	111	60	19		22	40
HSK63Ax27-60	113	60	21		27	48
HSK63Ax32-60	116	60	24		32	58
HSK63Ax40-70	129	70	27		40	70
HSK100Ax22-60	127	60	19	100	22	40
HSK100Ax27-60	129	60	21		27	48
HSK100Ax32-60	131	60	24		32	58
HSK100Ax40-70	144	70	27		40	70
HSK100Ax50-70	147	70	30		50	90
HSK100Ax50-80	160	80	30		50	90

规格说明：

HSK63A – 32 – 60

- L1长度 Length(L)
- 接口直径 Interface diameter
- 锥柄形式 Shank size

配件 Accessories

垫块 STUB SPACER RINGS	扳手 WRENCH	拨环 DRIVE RING	十字螺钉 SCREW
X1	X1	X1	X1

特点：

◎刀柄采用进口高强度材质，经特殊处理后产品具有高耐磨性
◎数控机床的专用刀柄，前端装配刀盘，用于各种铣削
◎该刀柄用于高速切削，可承受最大弯矩、扭矩
◎垫块和扳手须另行购买

Features:

◎The tool holder is made of high-strength material. After special treatment, the product has high wear resistance
◎Special tool holder for CNC machine tools, equipped with a cutterhead at the front end, used for various milling operations
◎This tool holder is used for high-speed cutting and can withstand maximum bending moment and torque
◎Stub spacer rings and wrench must be purchased separately

ZY-10048 DIN2080-数控混合插入式铣刀杆 HSK COMBI SHELL END MILL TOOLGOLDER

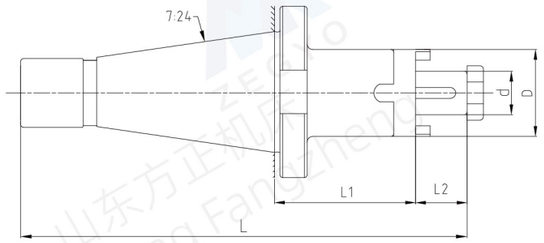

规格 Model	L (mm)	L1 (mm)	L2 (mm)	d (mm)	D (mm)
DIN2080 30x16-55	140.4	55	17	16	32
DIN2080 30x22-55	142.4	55	19	22	40
DIN2080 30x27-60	149.4	60	21	27	48
DIN2080 30x32-65	157.4	65	24	32	58
DIN2080 40x16-52	162.4	52	17	16	32
DIN2080 40x22-52	164.4	52	19	22	40
DIN2080 40x27-52	166.4	52	21	27	48
DIN2080 40x32-52	169.4	52	24	32	58
DIN2080 40x40-52	172.4	52	27	40	70
DIN2080 40x50-54	177.4	54	30	50	90
DIN2080 40x1″-52	162.7	52	17.3	1″	45
DIN2080 50x16-45	188.8	45	17	16	32
DIN2080 50x22-55	200.8	55	19	22	40
DIN2080 50x27-55	202.8	55	21	27	48
DIN2080 50x32-55	205.8	55	24	32	58
DIN2080 50x40-55	208.8	55	27	40	70
DIN2080 50x50-55	211.8	55	30	50	90
DIN2080 50x1″-60	204.1	60	17.3	1″	45

规格说明：

DIN2080 40 – 32 – 60

- L1长度 Length(L)
- 接口直径 Interface diameter
- 锥柄形式 Shank size

配件 Accessories

垫块 STUB SPACER RINGS	扳手 WRENCH	拨环 DRIVE RING	十字螺钉 SCREW

特点：

◎刀柄采用进口高强度材质，经特殊处理后产品具有高耐磨性
◎用于加工中心或数控机床的专用刀柄，前端装配刀盘，用于铣削
◎垫块和扳手需要另行购买

Features:

◎The tool handle is made of imported high-strength material. After special treatment, the product has high wear resistance
◎Special tool holder for machining centers or CNC machine tools, with the front end connected to the cutterhead for milling
◎Stub spacer rings and wrench must be purchased separately

ZY-10049 BT 数控钻接杆 BT SERIES DRILL CHUCK ARBORS

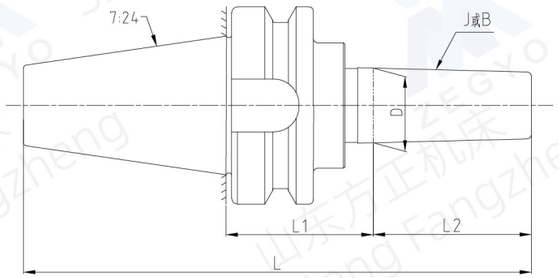

规格 Model	L (mm)	L1 (mm)	L2 (mm)	D (mm)
BT30-J1-45	110	45	16.669	9.754
BT30-J2-45	115.6		22.225	14.199
BT30-J3-45	124.4		30.956	20.599
BT30-B10-45	107.9		14.5	10.094
BT30-B12-45	111.9		18.5	12.065
BT30-B16-45	117.4		24	15.733
BT30-B18-45	125.4		32	17.78
BT40-J1-45	127.1		16.669	9.754
BT40-J2-45	132.6		22.225	14.199
BT40-J3-45	141.4		30.956	20.599
BT40-J4-45	152.5		42.069	28.55
BT40-J5-45	158		47.625	35.89
BT40-J33-45	135.8		25.4	15.85
BT40-B10-45	124.9		14.5	10.094
BT40-B12-45	128.9	45	18.5	12.065
BT40-B16-45	134.4	45	24	15.733
BT40-B18-45	142.4	45	32	17.78
BT50-J1-45	163.5	45	16.669	9.754
BT50-J2-45	169		22.225	14.199
BT50-J3-45	177.8		30.956	20.599
BT50-J4-45	188.9		42.069	28.55
BT50-J5-45	194.4		47.625	35.89
BT50-J6-45	172.2		25.4	17.17
BT50-J33-45	172.2		25.4	15.85
BT50-B10-45	161.3		14.5	10.094
BT50-B12-45	165.3	45	18.5	12.065
BT50-B16-60	185.8	60	24	15.733
BT50-B18-45	178.8	45	32	17.78

规格说明：

BT40 – J6 – 45

- L1长度 Length(L)
- 锥度型号 Taper model
- 锥柄形式 Shank size

配件 Accessories

拉钉
PULL STUD

特点：

◎刀柄采用进口高强度材质，经特殊处理后产品具有高耐磨性
◎柄部与机床主轴连接，前端与各种内锥式钻夹头联用
◎拉钉需要另行购买

Features:

◎The tool holder is made of high-strength material. After special treatment, the product has high wear resistance
◎The shank is connected to the machine tool spindle, and the front is used with various internal cone drill chucks
◎Pull stud(retention knobs) must be purchased separately

扫码观看视频
Scan the code to watch videos

ZY-10050 DIN69871 数控钻接杆 DIN69871 SERIES DRILL CHUCK ARBORS

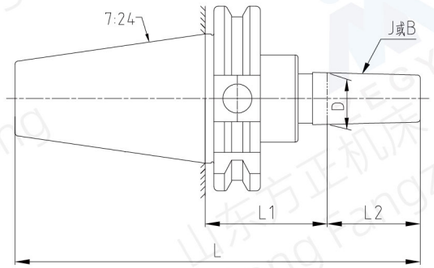

型号 Model	L (mm)	L1 (mm)	L2 (mm)	D (mm)
DIN69871 40-J0-32	111.5	32	11.112	6.35
DIN69871 40-J1-32	117	32	16.669	9.754
DIN69871 40-J2-32	122.6	32	22.225	14.199
DIN69871 40-J2S-32	119.5	32	19.05	13.94
DIN69871 40-J3-32	131.4	32	30.956	20.599
DIN69871 40-J4-32	142.5	32	42.069	28.55
DIN69871 40-J5-32	148	32	47.625	35.89
DIN69871 40-J6-32	125.8	32	25.4	17.17
DIN69871 40-J33-32	125.8	32	25.4	15.85
DIN69871 40-B6-32	110.4	32	10	6.35
DIN69871 40-B10-32	114.9	32	14.5	10.094
DIN69871 40-B10-45	127.9	45	14.5	10.094
DIN69871 40-B12-32	118.9	32	18.5	12.065
DIN69871 40-B12-80	166.9	80	18.5	12.065
DIN69871 40-B16-26	118.4	26	24	15.733
DIN69871 40-B16-32	124.4	32	24	15.733
DIN69871 40-B16-45	137.4	45	24	15.733
DIN69871 40-B18-32	132.4	32	32	17.78
DIN69871 40-B18-45	145.4	45	32	17.78
DIN69871 40-B22-32	140.9	32	40.5	21.793
DIN69871 40-B24-32	150.9	32	50.5	23.825

规格说明：

DIN69871 40 – J6 – 32

- L1长度 Length(L)
- 锥度型号 Taper model
- 锥柄形式 Shank size

配件 Accessories

X1

拉钉
PULL STUD

特点：

◎刀柄采用进口高强度材质，经特殊处理后产品具有高耐磨性
◎柄部与机床主轴连接，前端与各种内锥式钻夹头联用
◎拉钉需要另行购买

Features:

◎The tool holder is made of high-strength material. After special treatment, the product has high wear resistance
◎The shank is connected to the machine tool spindle, and the front is used with various internal cone drill chucks
◎Pull stud(retention knobs) must be purchased separately

ZY-10051 CAT数控钻接杆 CAT SERIES DRILL CHUCK ARBORS

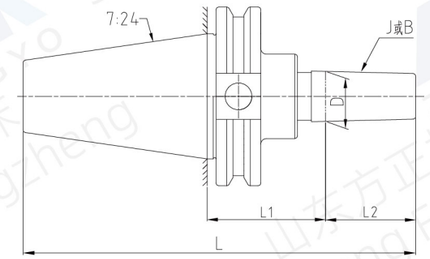

型号 Model	L (mm)	L1 (mm)	L2 (mm)	D (mm)
CAT40-B6-32	110.25	32	10	6.35
CAT40-B10-32	114.75	32	14.5	10.094
CAT40-B12-32	118.75	32	18.5	12.065
CAT40-B12-80	166.75	80	18.5	
CAT40-B16-26	118.25	26	24	15.733
CAT40-B16-32	124.25	32	24	
CAT40-B18-32	132.25	32	32	17.78
CAT40-B22-32	140.75	32	40.5	21.793
CAT40-B24-32	150.75	32	50.5	23.825
CAT40-J0-32	111.35	32	11.112	6.35
CAT40-J1-32	116.85	32	16.669	9.754
CAT40-J2-2″	141.25	2″	22.225	14.199
CAT40-J2-32	122.45	32	22.225	14.199
CAT40-J2S-32	119.35	32	19.05	13.94
CAT40-J3-32	131.25	32	30.956	20.599
CAT40-J4-32	142.35	32	42.069	28.55
CAT40-J5-32	147.85	32	47.625	35.89
CAT40-J6-32	125.65	32	25.4	17.17
CAT40-J33-32	125.65	32	25.4	15.85

规格说明：

CAT40 – J6 – 32

- L1长度 Length(L)
- 锥度型号 Taper model
- 锥柄形式 Shank size

配件 Accessories

X1

拉钉
PULL STUD

特点：

◎刀柄采用进口高强度材质，经特殊处理后产品具有高耐磨性
◎柄部与机床主轴连接，前端与各种内锥式钻夹头联用
◎拉钉需要另行购买

Features:

◎The tool holder is made of high-strength material. After special treatment, the product has high wear resistance
◎The shank is connected to the machine tool spindle, and the front is used with various internal cone drill chucks
◎Pull stud(retention knobs) must be purchased separately

ZY-10052 DIN2080数控钻接杆 NT SERIES DRILL CHUCK ARBORS

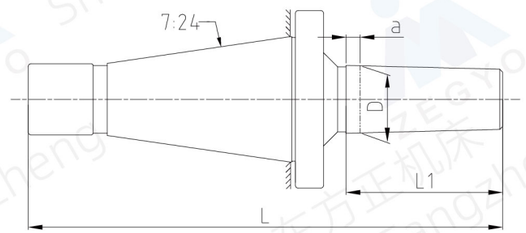

型号 Model	L (mm)	L1 (mm)	D (mm)	a (mm)
DIN2080 30-B10	104	18	10.094	3.5
DIN2080 30-B12	108	22	12.065	
DIN2080 30-B16	115	29	15.733	5
DIN2080 30-B18	123	37	17.78	
DIN2080 30-B22	131.5	45.5	21.793	
DIN2080 30-B24	141.5	55.5	23.825	
DIN2080 40-J6	138.4	25.4	17.17	
DIN2080 40-B10	131	18	10.094	3.5
DIN2080 40-B12	135	22	12.065	
DIN2080 40-B16	142	29	15.733	5
DIN2080 40-B18	150	37	17.78	
DIN2080 40-B22	158.5	45.5	21.793	
DIN2080 40-B24	168.5	55.5	23.825	
DIN2080 50-J6	175.4	25.4	17.17	
DIN2080 50-B10	168	18	10.094	3.5
DIN2080 50-B12	172	22	12.065	
DIN2080 50-B16	179	29	15.733	5
DIN2080 50-B18	187	37	17.78	
DIN2080 50-B22	195.5	45.5	21.793	
DIN2080 50-B24	205.5	55.5	23.825	

规格说明：

DIN2080 40 – J6

- 锥柄形式 Shank size
- 锥度型号 Taper model

特点：

◎刀柄采用进口高强度材质，经特殊处理后产品具有高耐磨性
◎柄部与机床主轴连接，前端与各种内锥式钻夹头联用

Features:

◎The tool holder is made of high-strength material. After special treatment, the product has high wear resistance
◎The shank is connected to the machine tool spindle, and the front is used with various internal cone drill chucks

ZY-10053 BT系列快换式攻丝刀柄 BT SERIES QUICK CHANGE TAPPING TOOLHOLDER

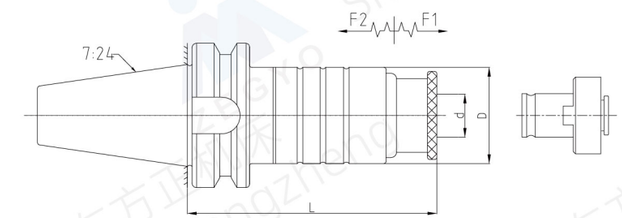

型号 Model	攻丝范围 (Range)	d (mm)	D (mm)	L (mm)	伸缩长度(Lenght Lomp) F2压缩	F1伸长	攻丝筒夹 (Collets)
BT30-GT12-120	M2-M16	19	46	120	15	15	TC312/GT12
BT30-GT24-145	M5-M30	30	66	145	10	15	GT24
BT30-TC820-145	M5-M30	31	66	145	10	15	TC820
BT40-GT12-120	M2-M16	19	46	120	15	15	TC312/GT12
BT40-GT24-140	M5-M30	30	66	140	10	15	GT24
BT40-TC820-140	M5-M30	31	66	140	10	15	TC820
BT50-GT12-130	M2-M16	19	46	130	15	15	TC312/GT12
BT50-GT24-140	M5-M30	30	66	140	10	15	GT24
BT50-TC820-140	M5-M30	31	66	140	10	15	TC820
BT50-GT42-150	M24-M42	45	78	150	10	10	GT42
BT50-GT42-170	M24-M42	45	78	170	10	10	GT42

规格说明：

BT30 – GT12 – 120

- 锥柄形式 Shank size
- 筒夹型号 Collet model
- L1长度 Length(L)

配件 Accessories

拉钉 PULL STUD	扭力攻丝夹头 TAPPING COLLET
X1	X1

特点：

◎刀柄具有浮动伸缩补偿功能，有效修复机床进给和丝锥螺距之间的同步误差，降低产品对机床精度的要求
◎扭力保护，防止丝锥断裂
◎有效延长丝锥使用寿命
◎提高工件螺纹质量
◎拉钉和攻丝夹头需要另行购买

Features:

◎The utility model has the function of floating telescopic compensation which can effectively repair the synchronization error between the feed of the machine tool and the pitch of the tap Low product requirements for machine tool accuracy
◎ Torque protection to prevent wire chain fracture is good for neutrality effectively prolongs the service life of tap , and improves the thread quality of workpiece
◎Pull stud(retention knobs) and tapping collet must be purchased separately

ZY-10054 DIN69871系列快换式攻丝刀柄 DIN69871SERIES QUICK CHANGE TAPPING TOOLHOLDER

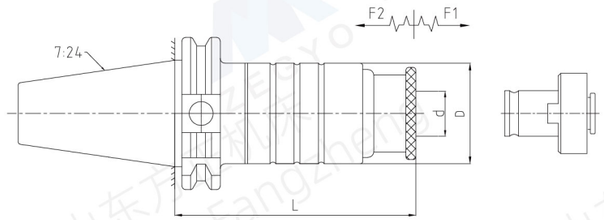

型号 Model	攻丝范围 (Range)	d (mm)	D (mm)	L (mm)	伸缩长度(Lenght Lomp)		攻丝筒夹 (Collets)
					F2压缩	F1伸长	
DIN69871 30-GT12-110	M2-M16	19	46	110	15	15	TC312/GT12
DIN69871 30-GT24-140	M5-M30	30	66	140	10	15	GT24
DIN69871 30-TC820-140	M5-M30	31	66	140	10	15	TC820
DIN69871 40-TC312-110	M2-M16	19	46	110	15	15	TC312
DIN69871 40-GT24-140	M5-M30	30	66	140	10	15	GT24
DIN69871 40-TC820-140	M5-M30	31	66	140	10	15	TC820
DIN69871 50-GT12-110	M2-M16	19	46	110	15	15	TC312/GT12
DIN69871 50-GT24-140	M5-M30	30	66	140	10	15	GT24
DIN69871 50-TC820-140	M5-M30	31	66	140	10	15	TC820
DIN69871 50-GT42-125	M24-M42	45	78	125	10	10	GT42

规格说明：

DIN69871 A40 – GT12 – 110

- 锥柄形式 Shank size
- 筒夹型号 Collet model
- L1长度 Length(L)

配件 Accessories

拉钉 PULL STUD	扭力攻丝夹头 TAPPING COLLET
X1	X1

特点：

◎刀柄具有浮动伸缩补偿功能，有效修复机床进给和丝锥螺距之间的同步误差，降低产品对机床精度的要求
◎扭力保护，防止丝锥断裂
◎有效延长丝锥使用寿命
◎提高工件螺纹质量
◎拉钉和攻丝夹头需要另行购买

Features:

◎The utility model has the function of floating telescopic compensation which can effectively repair the synchronization error between the feed of the machine tool and the pitch of the tap Low product requirements for machine tool accuracy
◎ Torque protection to prevent wire chain fracture is good for neutrality effectively prolongs the service life of tap , and improves the thread quality of workpiece
◎Pull stud(retention knobs) and tapping collet must be purchased separately

ZY-10055 CAT系列快换式攻丝刀柄 CAT SERIES QUICK CHANGE TAPPING TOOLHOLDER

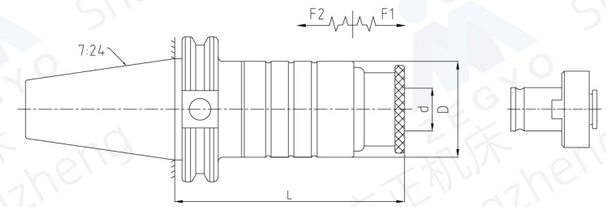

型号 Model	攻丝范围 (Range)	d (mm)	D (mm)	L (mm)	伸缩长度(Lenght Lomp)		攻丝筒夹 (Collets)
					F2压缩	F1伸长	
CAT40-GT12-110	M2-M16	19	46	110	15	15	TC312/GT12
CAT40-GT24-140	M5-M30	30	66	140	10	15	GT24
CAT40-TC820-140	M5-M30	31	66	140	10	15	TC820
CAT50-TC312-110	M2-M16	19	46	110	15	15	TC312/GT12
CAT50-GT24-140	M5-M30	30	66	140	10	15	GT24
CAT50-TC820-140	M5-M30	31	66	140	10	15	TC820
CAT50-GT42-150	M24-M42	45	78	150	10	10	GT42

规格说明：

CAT40 – GT12 – 115

- 锥柄形式 Shank size
- 筒夹型号 Collet model
- L1长度 Length(L)

配件 Accessories

拉钉 PULL STUD	扭力攻丝夹头 TAPPING COLLET
X1	X1

特点：

◎刀柄具有浮动伸缩补偿功能，有效修复机床进给和丝锥螺距之间的同步误差，降低产品对机床精度的要求
◎扭力保护，防止丝锥断裂
◎有效延长丝锥使用寿命
◎提高工件螺纹质量
◎拉钉和攻丝夹头需要另行购买

Features:

◎The utility model has the function of floating telescopic compensation which can effectively repair the synchronization error between the feed of the machine tool and the pitch of the tap Low product requirements for machine tool accuracy
◎ Torque protection to prevent wire chain fracture is good for neutrality effectively prolongs the service life of tap , and improves the thread quality of workpiece
◎Pull stud(retention knobs) and tapping collet must be purchased separately

扫码观看视频
Scan the code to watch videos

ZY-10056 DIN2080系列快换式攻丝刀柄 DIN2080 SERIES QUICK CHANGE TAPPING TOOLHOLDER

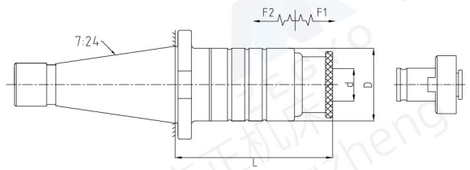

型号 Model	攻丝范围 (Range)	d (mm)	D (mm)	L (mm)	伸缩长度(Lenght Lomp)		攻丝筒夹 (Collets)
					F2压缩	F1伸长	
DIN2080 30-GT12-105	M2-M16	19	46	105	15	15	TC312/GT12
DIN2080 30-GT24-130	M5-M30	30	66	130	10	15	GT24
DIN2080 30-TC820-130	M5-M30	31	66	130	10	15	TC820
DIN2080 40-TC312-105	M2-M16	19	46	105	15	15	TC312/GT12
DIN2080 40-GT24-125	M5-M30	30	66	125	10	15	GT24
DIN2080 40-TC820-125	M5-M30	31	66	125	10	15	TC820
DIN2080 50-GT12-110	M2-M16	19	46	110	15	15	TC312/GT12
DIN2080 50-GT24-130	M5-M30	30	66	130	10	15	GT24
DIN2080 50-TC820-130	M5-M30	31	66	130	10	15	TC820
DIN2080 50-GT42-125	M24-M42	45	78	125	10	10	GT42

规格说明：

DIN2080 40 – GT12 – 105

- L1长度 Length(L)
- 筒夹型号 Collet model
- 锥柄形式 Shank size

配件 Accessories

X1

扭力攻丝夹头
TAPPING COLLET

特点：

◎刀柄具有浮动伸缩补偿功能，有效修复机床进给和丝锥螺距之间的同步误差，降低产品对机床精度的要求
◎扭力保护，防止丝锥断裂
◎有效延长丝锥使用寿命
◎提高工件螺纹质量
◎攻丝夹头需要另行购买

Features:

◎The utility model has the function of floating telescopic compensation which can effectively repair the synchronization error between the feed of the machine tool and the pitch of the tap Low product requirements for machine tool accuracy
◎ Torque protection to prevent wire chain fracture is good for neutrality effectively prolongs the service life of tap , and improves the thread quality of workpiece
◎Tapping collet must be purchased separately

扫码观看视频
Scan the code to watch videos

ZY-10057 莫氏系列快换式攻丝刀柄 MORSE SERIES QUICK CHANGE TAPPING TOOLHOLDER

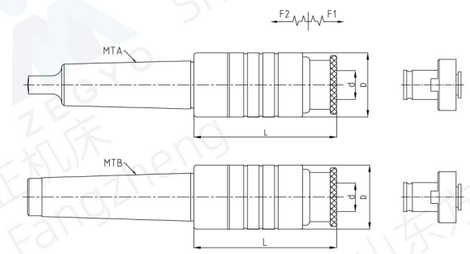

型号 Model	攻丝范围 (Range)	d (mm)	D (mm)	L (mm)	伸缩长度(Lenght Lomp)		攻丝筒夹 (Collets)
					F2压缩	F1伸长	
MT2-GT12-110	M2-M16	19	46	110	15	15	TC312/GT12
MT2-GT24-130	M5-M30	30	66	130	10	15	GT24
MT2-TC820-130	M5-M30	31	66	130	10	15	TC820
MT3-TC312-110	M2-M16	19	46	110	15	15	TC312/GT12
MT3-GT24-130	M5-M30	30	66	130	10	15	GT24
MT3-TC820-130	M5-M30	31	66	130	10	15	TC820
MT4-TC312-110	M2-M16	19	46	110	15	15	TC312/GT12
MT4-GT24-130	M5-M30	30	66	130	10	15	GT24
MT4-TC820-130	M5-M30	31	66	130	10	15	TC820
MT4-GT42-165	M24-M42	45	78	165	10	10	GT42
MT5-GT12-110	M2-M16	19	46	110	15	15	TC312/GT12
MT5-GT24-130	M5-M30	30	66	130	10	15	GT24
MT5-TC820-130	M5-M30	31	66	130	10	15	TC820
MT5-GT42-165	M24-M42	45	92	165	10	10	GT42

规格说明：

MT3 – GT12 – 110

- L1长度 Length(L)
- 筒夹型号 Collet model
- 锥柄形式 Shank size

配件 Accessories

X1

扭力攻丝夹头
TAPPING COLLET

特点：

◎刀柄具有浮动伸缩补偿功能，有效修复机床进给和丝锥螺距之间的同步误差，降低产品对机床精度的要求
◎扭力保护，防止丝锥断裂
◎有效延长丝锥使用寿命
◎提高工件螺纹质量
◎攻丝夹头需要另行购买

Features:

◎The utility model has the function of floating telescopic compensation which can effectively repair the synchronization error between the feed of the machine tool and the pitch of the tap Low product requirements for machine tool accuracy
◎ Torque protection to prevent wire chain fracture is good for neutrality effectively prolongs the service life of tap , and improves the thread quality of workpiece
◎Tapping collet must be purchased separately

扫码观看视频
Scan the code to watch videos

ZY-10058 直柄系列快换式攻丝刀柄 STRAIGHT SERIES QUICK CHANGE TAPPING TOOLHOLDER

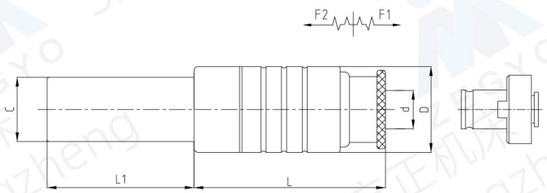

型号 Model	攻丝范围 (Range)	d (mm)	D (mm)	L (mm)	L1 (mm)	伸缩长度(Lenght Lomp)		攻丝筒夹 (Collets)
						F2压缩	F1伸长	
C16-GT12-110	M3-M16	19	46	110	60/100	15	15	TC312/GT12
C20-GT12-110	M3-M16	19	46	110	60/100	15	15	TC312/GT12
C25-GT12-110	M3-M16	19	46	110	60/100	15	15	TC312/GT12
C32-GT12-110	M3-M16	19	46	110	60/100/150	15	15	TC312/GT12
C20-GT24-120	M5-M30	30	66	120	60/100	10	15	GT24
C25-GT24-120	M5-M30	30	66	120	100/150	10	15	GT24
C32-GT24-120	M5-M30	30	66	120	100/150	10	15	GT24

规格说明：

C32 – GT24 – 120

- 锥柄形式 Shank size
- 筒夹型号 Collet model
- L1长度 Length(L)

配件 Accessories

X1

扭力攻丝夹头
TAPPING COLLET

特点：

◎刀柄具有浮动伸缩补偿功能，有效修复机床进给和丝锥螺距之间的同步误差，降低产品对机床精度的要求
◎扭力保护，防止丝锥断裂
◎有效延长丝锥使用寿命
◎提高工件螺纹质量
◎攻丝夹头需要另行购买

Features:

◎The utility model has the function of floating telescopic compensation which can effectively repair the synchronization error between the feed of the machine tool and the pitch of the tap Low product requirements for machine tool accuracy
◎ Torque protection to prevent wire chain fracture is good for neutrality effectively prolongs the service life of tap , and improves the thread quality of workpiece
◎Tapping collet must be purchased separately

ZY-10059 HSK系列快换式攻丝刀柄 HSK SERIES QUICK CHANGE TAPPING TOOLHOLDER

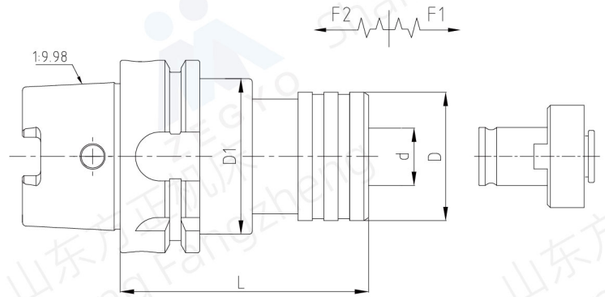

型号 Model	攻丝范围 (Range)	d (mm)	D (mm)	D1 (mm)	L (mm)	伸缩长度(Lenght Lomp)		攻丝筒夹 (Collets)
						F2压缩	F1伸长	
HSK50A-GT12	M3-M12	19	36	40	94	8	5	TC312/GT12
HSK50A-TC820	M8-M20	31	53	40	135	14	10	TC820
HSK63A-TC312	M3-M12	19	36	50	94	8	5	TC312/GT12
HSK63A-TC820	M8-M20	31	53	50	135	14	10	TC820
HSK63A-TC1433	M14-M33	48	78	50	205	20	14	TC1433
HSK100A-GT12	M3-M12	19	36	85	110	8	5	TC312/GT12
HSK100A-TC820	M8-M20	31	53	85	145	14	10	TC820
HSK100A-TC1433	M14-M33	48	78	85	210	20	14	TC1433

规格说明：

HSK63A – WF20 – 135

- 锥柄形式 Shank size
- 筒夹型号 Collet model
- L1长度 Length(L)

配件 Accessories

X1

扭力攻丝夹头
TAPPING COLLET

特点：

◎刀柄具有浮动伸缩补偿功能，有效修复机床进给和丝锥螺距之间的同步误差，降低产品对机床精度的要求
◎扭力保护，防止丝锥断裂
◎有效延长丝锥使用寿命
◎提高工件螺纹质量
◎攻丝夹头需要另行购买

Features:

◎The utility model has the function of floating telescopic compensation which can effectively repair the synchronization error between the feed of the machine tool and the pitch of the tap Low product requirements for machine tool accuracy
◎ Torque protection to prevent wire chain fracture is good for neutrality effectively prolongs the service life of tap , and improves the thread quality of workpiece
◎Tapping collet must be purchased separately

ZY-10060 BT-TER弹性伸缩攻牙刀柄 BT-TER TENSION & COMPRESSION TAP HOLDER

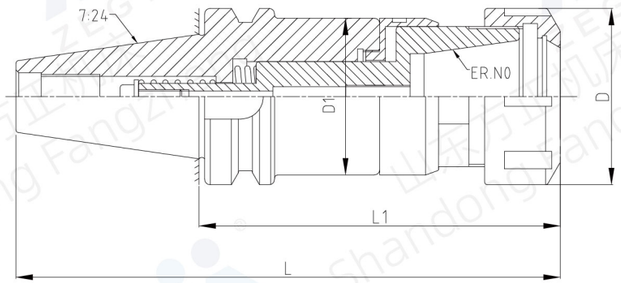

型号 Model	L (mm)	L1 (mm)	D (mm)	D1 (mm)
BT40-TER16-100	165.4	100	28	38
BT40-TER20-120	185.4	120	34	38
BT40-TER25-120	185.4	120	42	42
BT40-TER32-120	185.4	120	50	46
BT40-TER40-105	170.4	105	63	56
BT40-TER40-110	175.4	110	63	56
BT40-TER40-120	185.4	120	63	56
BT50-TER16-100	201.8	100	28	40
BT50-TER20-120	221.8	120	34	38
BT50-TER25-120	221.8	120	42	42
BT50-TER32-120	221.8	120	50	46
BT50-TER40-130	231.8	130	63	56

规格说明：

BT40 – TER – 32 – 120

- 锥柄形式 Shank size
- 功能代号 Function code
- 筒夹型号 Collet model
- L1长度 Length(L)

配件 Accessories

特点：

◎该刀柄是攻丝专用刀柄，内部含有弹簧，在柔性攻丝的同时既保护丝锥，防止丝锥折断，也延长了丝锥的使用寿命
◎攻完螺纹反转时，刀柄在拉伸方向也提供补偿，减少了对丝锥的损伤
◎拉钉，筒夹和扳手须另行购买

Features:

◎The tool holder is a special tool holder for tapping. It contains a spring inside, which not only protects the tap while tapping flexibly, prevents the tap from breaking, but also extends the use time of the tap
◎When the thread is reversed after tapping, the tool holder also provides compensation in the stretching direction, reducing damage to the tap
◎Pull stud,collet and wrench must be purchased separately

ZY-10061 DIN69871-TER弹性伸缩攻牙刀柄 DIN69871-TER TENSION & COMPRESSION TAP HOLDER

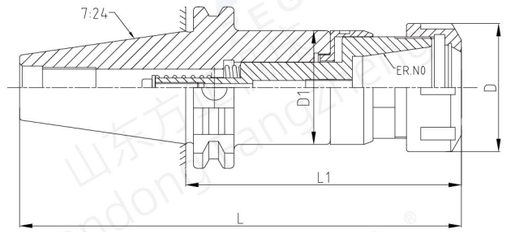

型号 Model	L (mm)	L1 (mm)	D (mm)	D1 (mm)
DIN69871 40-TER16-120	188.4	120	28	38
DIN69871 40-TER20-120	188.4	120	34	38
DIN69871 40-TER25-120	188.4	120	42	42
DIN69871 40-TER32-120	188.4	120	50	46
DIN69871 40-TER40-135	203.4	135	63	56
DIN69871 50-TER16-100	201.75	100	28	38
DIN69871 50-TER20-120	221.75	120	34	38
DIN69871 50-TER25-120	221.75	120	42	42
DIN69871 50-TER32-120	221.75	120	50	46
DIN69871 50-TER40-120	221.75	120	63	56

规格说明：

DIN69871 40 – TER – 32 – 120

- 锥柄形式 Shank size
- 功能代号 Function code
- 筒夹型号 Collet model
- L1长度 Length(L)

配件 Accessories

特点：

◎该刀柄是攻丝专用刀柄，内部含有弹簧，在柔性攻丝的同时既保护丝锥，防止丝锥折断，也延长了丝锥的使用寿命
◎攻完螺纹反转时，刀柄在拉伸方向也提供补偿，减少了对丝锥的损伤
◎拉钉，筒夹和扳手须另行购买

Features:

◎The tool holder is a special tool holder for tapping. It contains a spring inside, which not only protects the tap while tapping flexibly, prevents the tap from breaking, but also extends the use time of the tap
◎When the thread is reversed after tapping, the tool holder also provides compensation in the stretching direction, reducing damage to the tap
◎Pull stud,collet and wrench must be purchased separately

ZY-10062 BT系列热装刀柄(标准型) BT SERIES SHRINK TOOL HOLDER(STANDARD)

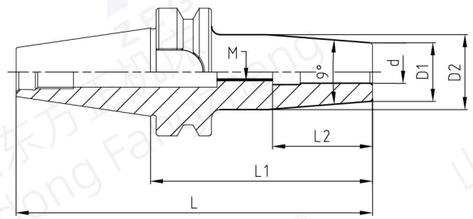

型号Model	L(mm)	L1(mm)	L2(mm)	d(mm)	D1(mm)	D2(mm)	M
BT30-SFC03-80	128.4	80	20	3	10		M5
BT30-SFC04-80	128.4	80	20	4	10		M6
BT30-SFC05-80	128.4	80	20	5	10		M6
BT30-SFC06-80	128.4	80	36	6	21	27	M5
BT30-SFC08-80	128.4	80	36	8	21	27	M6
BT30-SFC10-80	128.4	80	42	10	24	32	M8
BT30-SFC12-80	128.4	80	47	12	24	32	M10
BT30-SFC14-80	128.4	80	47	14	27	34	M10
BT30-SFC16-80	128.4	80	50	16	27	34	M12
BT30-SFC18-90	138.4	90	50	18	33	40.5	M12
BT30-SFC20-90	138.4	90	52	20	33	40.5	M16
BT40-SFC03-90	155.4	90	20	3	10		M5
BT40-SFC03-120	185.4	120	20	3	10		M5
BT40-SFC04-90	155.4	90	20	4	10		M6
BT40-SFC04-120	185.4	120	20	4	10		M6
BT40-SFC05-90	155.4	90	20	5	10		M6
BT40-SFC05-120	185.4	120	20	5	10		M6
BT40-SFC06-90	155.4	90	36	6	21	27	M5
BT40-SFC06-120	185.4	120	36	6	21	27	M5
BT40-SFC06-200	265.4	200	36	6	21	27	M5
BT40-SFC08-90	155.4	90	36	8	21	27	M6
BT40-SFC08-120	185.4	120	36	8	21	27	M6
BT40-SFC08-200	265.4	200	36	8	21	27	M6
BT40-SFC10-90	155.4	90	42	10	32	32	M8
BT40-SFC10-120	185.4	120	42	10	32	32	M8
BT40-SFC10-200	265.4	200	42	10	32	32	M8
BT40-SFC12-90	155.4	90	47	12	32	32	M10
BT40-SFC12-120	185.4	120	47	12	32	32	M10
BT40-SFC12-200	265.4	200	47	12	32	32	M10
BT40-SFC14-90	155.4	90	47	14	27	34	M10
BT40-SFC14-120	185.4	120	47	14	27	34	M10
BT40-SFC14-200	265.4	200	47	14	27	34	M10
BT40-SFC16-90	155.4	90	50	16	27	34	M12
BT40-SFC16-120	185.4	120	50	16	27	34	M12
BT40-SFC16-200	265.4	200	50	16	27	34	M12

规格说明：

BT40 – SFC – 16 – 90

- 90：L1长度 Length(L)
- 16：型号 model
- SFC：功能代号 Function code
- BT40：锥柄形式 Shank size

配件 Accessories

X1

拉钉
PULL STUD

ZY-10062 BT系列热装刀柄(标准型) BT SERIES SHRINK TOOL HOLDER(STANDARD)

型号Model	L(mm)	L1(mm)	L2(mm)	d(mm)	D1(mm)	D2(mm)	M
BT40-SFC18-90	155.4	90	50	18	33	42	M12
BT40-SFC18-120	185.4	120	50	18	33	42	M12
BT40-SFC18-200	265.4	200	50	18	33	42	M12
BT40-SFC20-90	155.4	90	52	20	33	42	M16
BT40-SFC20-120	185.4	120	52	20	33	42	M16
BT40-SFC20-200	265.4	200	52	20	33	42	M16
BT40-SFC25-100	165.4	100	58	25	44	53	M20x2
BT40-SFC25-120	185.4	120	58	25	44	53	M20x2
BT40-SFC25-200	265.4	200	58	25	44	53	M20x2
BT40-SFC32-100	165.4	100	58	32	44	53	M20x2
BT40-SFC32-120	185.4	120	58	32	44	53	M20x2
BT50-SFC06-100	201.8	100	36	6	21	27	M5
BT50-SFC06-120	221.8	120	36	6	21	27	M5
BT50-SFC06-200	301.8	200	36	6	21	27	M5
BT50-SFC08-100	201.8	100	36	8	21	27	M6
BT50-SFC08-120	221.8	120	36	8	21	27	M6
BT50-SFC08-200	301.8	200	36	8	21	27	M6
BT50-SFC10-100	201.8	100	42	10	24	32	M8
BT50-SFC10-120	221.8	120	42	10	24	32	M8
BT50-SFC10-200	301.8	200	42	10	24	32	M8
BT50-SFC12-100	201.8	100	47	12	24	32	M10
BT50-SFC12-120	221.8	120	47	12	24	32	M10
BT50-SFC12-200	301.8	200	47	12	24	32	M10
BT50-SFC14-100	201.8	100	47	14	27	34	M10
BT50-SFC14-120	221.8	120	47	14	27	34	M10
BT50-SFC14-200	301.8	200	47	14	27	34	M10
BT50-SFC16-100	201.8	100	50	16	27	34	M12
BT50-SFC16-120	221.8	120	50	16	27	34	M12
BT50-SFC16-200	301.8	200	50	16	27	34	M12
BT50-SFC18-100	201.8	100	50	18	33	42	M12
BT50-SFC18-120	221.8	120	50	18	33	42	M12
BT50-SFC18-200	301.8	200	50	18	33	42	M12
BT50-SFC20-100	201.8	100	52	20	33	42	M16
BT50-SFC20-120	221.8	120	52	20	33	42	M16
BT50-SFC20-200	301.8	200	52	20	33	42	M16
BT50-SFC25-100	201.8	100	58	25	44	53	M20x2
BT50-SFC25-120	221.8	120	58	25	44	53	M20x2
BT50-SFC25-200	301.8	200	58	25	44	53	M20x2
BT50-SFC32-100	201.8	100	58	32	44	53	M20x2
BT50-SFC32-120	221.8	120	58	32	44	53	M20x2
BT50-SFC32-200	301.8	200	58	32	44	53	M20x2

特点：

◎采用高强度特殊材质加工，产品性能稳定，耐磨耐用
◎利用热缩机加热，可快速装卸刀具
◎柄头细小，防干涉，可用于深孔加工
◎具有强力稳定的夹持力
◎刀柄精密动平衡 G2.5/30000rpm
◎拉钉须另行购买

Features:

◎Processed with high-strength special materials, quenched and tempered, and then subjected to deep cooling treatment, the product has stable performance and is wear-resistant and durable
◎Using a heat shrink machine for heating, it can quickly load and unload cutting tools
◎High precision, used for high-speed and high-precision machining
◎Has strong and stable clamping force
◎Precision dynamic balance of tool handle G2.5/3000rpm
◎Pull stud must be purchased separately

ZY-10063 HSK A热装刀柄(标准型) HSK A SHRINK TOOL HOLDER(STANDARD)



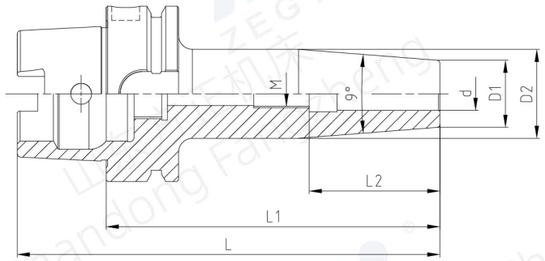

型号Model	L(mm)	L1(mm)	L2(mm)	d(mm)	D1(mm)	D2(mm)	M
HSK63A-SFC03-80	112	80	18	3	10		M5
HSK63A-SFC03-120	152	120	18	3	10		M5
HSK63A-SFC04-80	112	80	20	4	10		M6
HSK63A-SFC04-120	152	120	20	4	10		M6
HSK63A-SFC05-80	112	80	20	5	10		M6
HSK63A-SFC05-120	152	120	20	5	10		M6
HSK63A-SFC06-80	112	80	36	6	21	27	M5
HSK63A-SFC06-120	152	120	36	6	21	27	M5
HSK63A-SFC06-200	232	200	36	6	21	27	M5
HSK63A-SFC08-80	112	80	36	8	21	27	M6
HSK63A-SFC08-200	232	200	36	8	21	27	M6
HSK63A-SFC10-85	117	85	42	10	24	32	M8
HSK63A-SFC10-200	232	200	42	10	24	32	M8
HSK63A-SFC12-90	122	90	47	12	24	32	M10
HSK63A-SFC12-200	232	200	47	12	24	32	M10
HSK63A-SFC14-90	122	90	47	14	27	34	M10
HSK63A-SFC14-200	232	200	47	14	27	34	M10
HSK63A-SFC16-95	127	95	50	16	27	34	M12
HSK63A-SFC16-200	232	200	50	16	27	34	M12
HSK63A-SFC18-95	127	95	50	18	33	42	M12
HSK63A-SFC18-200	232	200	50	18	33	42	M12
HSK63A-SFC20-100	132	100	52	20	33	42	M16
HSK63A-SFC20-200	232	200	52	20	33	42	M16
HSK63A-SFC25-115	147	115	58	25	44	53	M20x2
HSK63A-SFC25-200	232	200	58	25	44	53	M20x2
HSK63A-SFC32-120	152	120	58	32	44	53	M20x2
HSK63A-SFC32-200	232	200	58	32	44	53	M20x2

规格说明：

HSK63A – SFC – 16 – 95

- 95：L1长度 Length(L)
- 16：筒夹型号 Collet model
- SFC：功能代号 Function code
- HSK63A：锥柄形式 Shank size

ZY-10063 HSK A热装刀柄(标准型) HSK A HEAT SHRINK TOOL HOLDER(STANDARD)

型号Model	L(mm)	L1(mm)	L2(mm)	d(mm)	D1(mm)	D2(mm)	M
HSK100A-SFC06-85	135	85	36	6	21	27	M5
HSK100A-SFC06-120	170	120	36	6	21	27	M5
HSK100A-SFC06-160	210	160	36	6	21	27	M5
HSK100A-SFC06-200	250	200	36	6	21	27	M5
HSK100A-SFC08-85	135	85	36	8	21	27	M6
HSK100A-SFC08-120	170	120	36	8	21	27	M6
HSK100A-SFC08-160	210	160	36	8	21	27	M6
HSK100A-SFC08-200	250	200	36	8	21	27	M6
HSK100A-SFC10-90	140	90	42	10	24	32	M8
HSK100A-SFC10-120	170	120	42	10	24	32	M8
HSK100A-SFC10-160	210	160	42	10	24	32	M8
HSK100A-SFC10-200	250	200	42	10	24	32	M8
HSK100A-SFC12-95	145	95	47	12	24	32	M10
HSK100A-SFC12-120	170	120	47	12	24	32	M10
HSK100A-SFC12-160	210	160	47	12	24	32	M10
HSK100A-SFC12-200	250	200	47	12	24	32	M10
HSK100A-SFC14-95	145	95	47	14	27	34	M10
HSK100A-SFC14-120	170	120	47	14	27	34	M10
HSK100A-SFC14-160	210	160	47	14	27	34	M10
HSK100A-SFC14-200	250	200	47	14	27	34	M10
HSK100A-SFC16-100	150	100	50	16	27	34	M12
HSK100A-SFC16-120	170	120	50	16	27	34	M12
HSK100A-SFC16-160	210	160	50	16	27	34	M12
HSK100A-SFC16-200	250	200	50	16	27	34	M12
HSK100A-SFC18-100	150	100	50	18	33	42	M12
HSK100A-SFC18-120	170	120	50	18	33	42	M12
HSK100A-SFC18-160	210	160	50	18	33	42	M12
HSK100A-SFC18-200	250	200	50	18	33	42	M12
HSK100A-SFC20-105	155	105	52	20	33	42	M16
HSK100A-SFC20-120	170	120	52	20	33	42	M16
HSK100A-SFC20-160	210	160	52	20	33	42	M16
HSK100A-SFC20-200	250	200	52	20	33	42	M16
HSK100A-SFC25-115	165	115	58	25	44	53	M20x2
HSK100A-SFC25-160	210	160	58	25	44	53	M20x2
HSK100A-SFC25-200	250	200	58	25	44	53	M20x2
HSK100A-SFC32-120	170	120	58	32	44	53	M20x2
HSK100A-SFC32-160	210	160	58	32	44	53	M20x2
HSK100A-SFC32-200	250	200	58	32	44	53	M20x2

特点：

◎采用高强度特殊材质加工，产品性能稳定，耐磨耐用
◎利用热缩机加热，可快速装卸刀具
◎柄头细小，防干涉，可用于深孔加工
◎具有强力稳定的夹持力
◎刀柄精密动平衡 G2.5/30000rpm
◎拉钉须另行购买

Features:

◎Processed with high-strength special materials, quenched and tempered, and then subjected to deep cooling treatment, the product has stable performance and is wear-resistant and durable
◎Using a heat shrink machine for heating, it can quickly load and unload cutting tools
◎High precision, used for high-speed and high-precision machining
◎Has strong and stable clamping force
◎Precision dynamic balance of tool handle G2.5/3000rpm
◎Pull stud must be purchased separately

扫码观看视频
Scan the code to watch videos

ZY-10064-I BT30/40系列液压刀柄 BT30/40 SERIES HYDRAULIC TOOL HOLDER

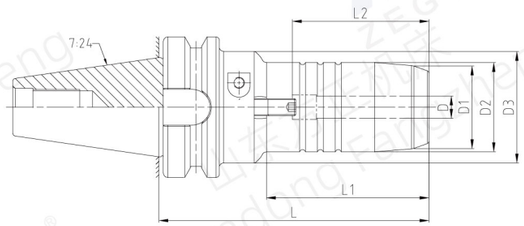

型号 Model	D(mm)	D1(mm)	D2(mm)	D3(mm)	L(mm)	L1(mm)	L2(mm)
BT30-HDC 06-50.8	6	23	26	46	50.8	15.6	37
BT30-HDC 08-50.8	8	25	28	46	50.8	15.6	37
BT30-HDC 10-50.8	10	27	30	46	50.8	15.6	41
BT30-HDC 12-50.8	12	29	32	46	50.8	15.6	46
BT30-HDC 16-90	16	34	38	50	90	50	49
BT30-HDC 20-90	20	38	42	50	90	50	51
BT40-HDC 06-90	6	22	26	50	90	43	37
BT40-HDC 06-200	6	22	26	50	200	153	37
BT40-HDC 08-90	8	24	28	50	90	44.5	37
BT40-HDC 08-200	8	24	28	50	200	154.5	37
BT40-HDC 10-90	10	26	30	50	90	44.5	41
BT40-HDC 10-200	10	26	30	50	200	154.5	41
BT40-HDC 12-90	12	28	32	50	90	44.5	46
BT40-HDC 12-200	12	28	32	50	200	154.5	46
BT40-HDC 14-90	14	30	34	50	90	44.5	46
BT40-HDC 14-150	14	30	34	50	150	104.5	46
BT40-HDC 16-90	16	34	38	50	90	47.5	49
BT40-HDC 16-200	16	34	38	50	200	157.5	49
BT40-HDC 18-90	18	36	40	50	90	47.5	49
BT40-HDC 18-150	18	36	40	50	150	107.5	49
BT40-HDC 20-90	20	38	42	50	90	47.5	51
BT40-HDC 20-200	20	38	42	50	200	157.5	51
BT40-HDC 25-83	25	53	57	62	83	44	57
BT40-HDC 32-83	32	60	63	80	83	24.9	61

规格说明：

BT40 – HDC – 10 – 90

- 90：L1长度 Length(L)
- 10：夹持直径 Clamping tool diameter
- HDC：功能代号 Function code
- BT40：锥柄形式 Shank size

配件 Accessories

HC液压夹头 HC COLLET	拉钉 PULL STUD

特点：

◎综合跳动：≤0.003(4xd)
◎内通水设计，标配轴向调整螺钉
◎要求刀具柄部公差h6
◎标配动平衡 G2.5/25000rpm
◎拉钉和筒夹须另行购买

Features:

◎Comprehensive jump: ≤0.003(4xd)
◎Internal water flow design, standard axial adjustment screw
◎Required tool shank tolerance h6
◎Standard equipped dynamic balancing G2.5/25000rpm
◎Pull stud adn HC collet must be purchased separately

扫码观看视频
Scan the code to watch videos

ZY-10064-II BT50系列液压刀柄 BT50 SERIES HYDRAULIC TOOL HOLDER

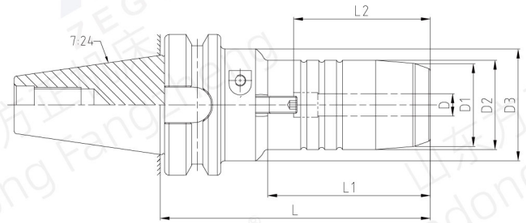

型号 Model	D(mm)	D1(mm)	D2(mm)	D3(mm)	L(mm)	L1(mm)	L2(mm)
BT50-HDC 06-90	6	22	26	50	90	29.5	37
BT50-HDC 06-150	6	22	26	50	150	89.5	37
BT50-HDC 08-90	8	24	28	50	90	30	37
BT50-HDC 08-150	8	24	28	50	150	80	37
BT50-HDC 10-90	10	26	30	50	90	31	41
BT50-HDC 10-150	10	26	30	50	150	93	41
BT50-HDC 12-90	12	28	32	44.5	90	34	46
BT50-HDC 12-200	12	28	32	44.5	200	145	46
BT50-HDC 14-90	14	30	34	44.5	90	34	46
BT50-HDC 14-100	14	30	34	44.5	100	44	46
BT50-HDC 16-90	16	34	38	44.5	90	34	49
BT50-HDC 16-100	16	34	38	44.5	100	44	49
BT50-HDC 18-90	18	36	40	44.5	90	34	49
BT50-HDC 18-100	18	36	40	44.5	100	44	49
BT50-HDC 20-90	20	38	42	44.5	90	34	51
BT50-HDC 20-200	20	38	42	44.5	200	142.5	51
BT50-HDC 25-90	25	53	57	66	90	34	57
BT50-HDC 25-110	25	53	57	66	110	54	57
BT50-HDC 32-90	32	60	64	72	90	34	61
BT50-HDC 32-115	32	60	64	72	115	59	46

规格说明：

BT50 – HDC – 10 – 90

- 90：L1长度 Length(L)
- 10：夹持直径 Clamping tool diameter
- HDC：功能代号 Function code
- BT50：锥柄形式 Shank size

配件 Accessories

HC液压夹头 HC COLLET	拉钉 PULL STUD

特点：

◎综合跳动：≤0.003(4xd)
◎内通水设计，标配轴向调整螺钉
◎要求刀具柄部公差h6
◎标配动平衡 G2.5/25000rpm
◎拉钉和筒夹须另行购买

Features:

◎Comprehensive jump: ≤0.003(4xd)
◎Internal water flow design, standard axial adjustment screw
◎Required tool shank tolerance h6
◎Standard equipped dynamic balancing G2.5/25000rpm
◎Pull stud adn HC collet must be purchased separately

ZY-10065-I HSK63A系列液压刀柄 HSK63A SERIES HYDRAULIC TOOL HOLDER

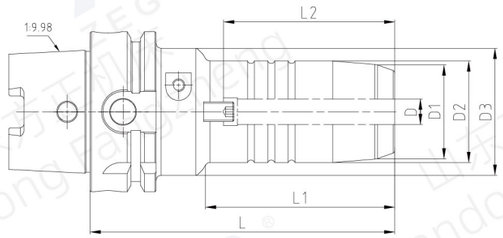

型号 Model	D(mm)	D1(mm)	D2(mm)	D3(mm)	L(mm)	L1(mm)	L2(mm)
HSK63A-HDC 06-70	6	22	26	50	70	24	37
HSK63A-HDC 06-200	6	22	26	50	200	154	37
HSK63A-HDC 08-70	8	24	28	50	70	25	37
HSK63A-HDC 08-200	8	24	28	50	200	155	37
HSK63A-HDC 10-80	10	26	30	50	80	35	41
HSK63A-HDC 10-200	10	26	30	50	200	155	41
HSK63A-HDC 12-85	12	28	32	50	85	40	46
HSK63A-HDC 12-200	12	28	32	50	200	155	46
HSK63A-HDC 14-85	14	30	34	50	85	40	46
HSK63A-HDC 14-150	14	30	34	50	150	105	46
HSK63A-HDC 16-90	16	34	38	50	90	46	49
HSK63A-HDC 16-200	16	34	38	50	200	156	49
HSK63A-HDC 18-90	18	36	40	50	90	47	49
HSK63A-HDC 18-150	18	36	40	50	150	107	49
HSK63A-HDC 20-90	20	38	42	50	90	48	51
HSK63A-HDC 20-200	20	38	42	50	200	158	51
HSK63A-HDC 25-120	25	53	57	63	120	59	57
HSK63A-HDC 32-125	32	60	64	75	125	63	61

规格说明：

HSK63A – HDC – 10 – 80

- 锥柄形式 Shank size
- 功能代号 Function code
- 夹持直径 Clamping tool diameter
- L1长度 Length(L)

配件 Accessories

HC液压夹头
HC COLLET

特点：

◎综合跳动：≤0.003(4xd)
◎内通水设计，标配轴向调整螺钉
◎要求刀具柄部公差h6
◎标配动平衡 G2.5/25000rpm
◎拉钉和筒夹须另行购买

Features:

◎Comprehensive jump: ≤0.003(4xd)
◎Internal water flow design, standard axial adjustment screw
◎Required tool shank tolerance h6
◎Standard equipped dynamic balancing G2.5/25000rpm
◎Pull stud adn HC collet must be purchased separately

ZY-10065-II HSK100A系列液压刀柄 HSK100A SERIES HYDRAULIC TOOL HOLDER

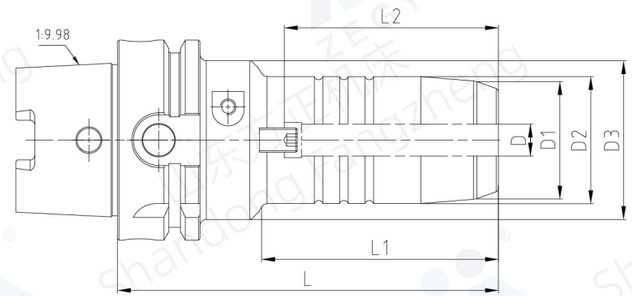

型号 Model	D(mm)	D1(mm)	D2(mm)	D3(mm)	L(mm)	L1(mm)	L2(mm)
HSK100A-HDC 06-75	6	22	26	50	75	26	37
HSK100A-HDC 06-150	6	22	26	50	150	101	37
HSK100A-HDC 08-75	8	24	28	50	75	26	37
HSK100A-HDC 08-150	8	24	28	50	150	101	37
HSK100A-HDC 10-90	10	26	30	50	90	42	41
HSK100A-HDC 10-150	10	26	30	50	150	102	41
HSK100A-HDC 12-95	12	28	32	50	95	47	46
HSK100A-HDC 12-200	12	28	32	50	200	152	46
HSK100A-HDC 14-95	14	30	34	50	95	53	46
HSK100A-HDC 14-150	14	30	34	50	150	103	46
HSK100A-HDC 16-100	16	34	38	50	100	53	49
HSK100A-HDC 16-120	16	34	38	50	120	73	49
HSK100A-HDC 16-150	16	34	38	50	150	103	49
HSK100A-HDC 18-100	18	36	40	50	100	58	49
HSK100A-HDC 18-150	18	36	40	50	150	108	49
HSK100A-HDC 20-105	20	38	42	50	105	59	51
HSK100A-HDC 20-200	20	38	42	50	200	154	51
HSK100A-HDC 25-110	25	53	57	63	110	62	57
HSK100A-HDC 25-150	25	53	57	63	150	102	57
HSK100A-HDC 32-110	32	60	64	75	110	62	61
HSK100A-HDC 32-150	32	60	64	75	150	102	61

规格说明：

HSK100A – HDC – 18 – 100

- 锥柄形式 Shank size
- 功能代号 Function code
- 夹持直径 Clamping tool diameter
- L1长度 Length(L)

配件 Accessories

HC液压夹头
HC COLLET

特点：

◎综合跳动：≤0.003(4xd)
◎内通水设计，标配轴向调整螺钉
◎要求刀具柄部公差h6
◎标配动平衡 G2.5/25000rpm
◎拉钉和筒夹须另行购买

Features:

◎Comprehensive jump: ≤0.003(4xd)
◎Internal water flow design, standard axial adjustment screw
◎Required tool shank tolerance h6
◎Standard equipped dynamic balancing G2.5/25000rpm
◎Pull stud adn HC collet must be purchased separately

扫码观看视频
Scan the code to watch videos

ZY-10066 组合刀柄系列 COMBINATION TOOLHOLDER SERIES

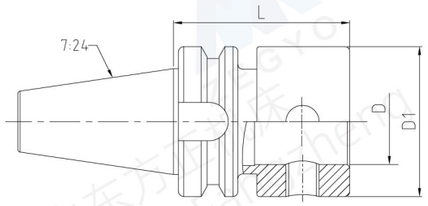

型号 Model	D(mm)	D1(mm)	L(mm)
BT30-MD28-50-54	28	50	54
BT40-MD22-50-55	22	50	55
BT40-MD28-50-54	28	50	54
BT40-MD36-63-66	36	63	66
BT50-MD28-50-65	28	50	65
BT50-MD36-63-75	36	63	75
BT50-MD36-80-75	36	80	75

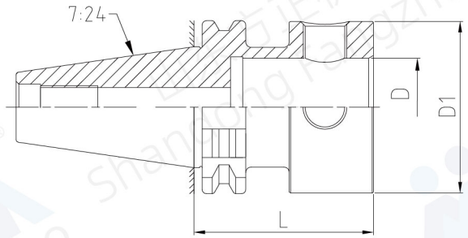

规格 Model	D(mm)	D1(mm)	L(mm)
DIN69871 40-MD28-50-46	28	50	46
DIN69871 40-MD36-63-66	36	63	66
DIN69871 50-MD28-50-46	28	50	46
DIN69871 50-MD36-63-56	36	63	56
DIN69871 50-MD36-80-56	36	80	56

规格说明：

BT40 – MD – 36 – 63

- 锥柄形式 Shank size
- 功能代号 Function code
- 夹持直径 Clamping tool diameter
- L1长度 Length(L)

特点：

◎刀柄采用进口高强度材质，经特殊处理后产品具有高耐磨性
◎柄部与机床主轴连接，前端配装不同型式的模块刀柄
◎通过模块组合可实现多种功能加工需求，降低生产成本

Features:

◎he tool handle is made of imported high-strength material. After special treatment, the product has high wear resistance
◎The handle is connected to the machine tool spindle, and the front end is equipped with different types of modular tool holders
◎Various functional processing needs can be realized through module combination and production costs can be reduced

ZY-10067 模块化刀柄转换接头 COMBINATION TOOLHOLDER ADAPTER

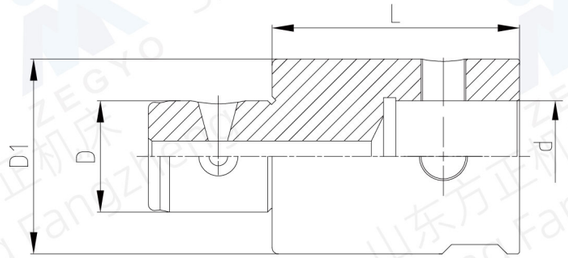

规格 Model	L (mm)	D (mm)	D1 (mm)	d (mm)
CK22-CK22-40-40	40	22	40	22
CK28-CK28-50-40	40	28	50	28
CK28-CK28-50-80	80			
CK28-CK28-50-100	100			
CK36-CK36-63-50	50	36	63	36
CK36-CK36-63-80	80			
CK36-CK36-63-125	125			
CK36-CK36-80-50	50	36	80	36
CK36-CK36-80-80	80			
CK36-CK36-80-125	125			
CK36-CK36-80-275	275			

ZY-10068 FMB系列模块 COMBINATION TOOLHOLDER FACE MIL SERIES ADAPTER

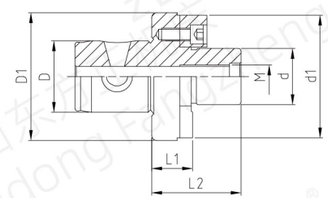

规格 Model	L1 (mm)	L2 (mm)	D (mm)	D1 (mm)	d (mm)	d1 (mm)	M
CK28-FMB16-50-16	16	33	28	50	16	38	M8
CK28-FMB22-50-16	16	35	28	50	22	48	M10
CK36-FMB22-63-16	16	35	36	63	22	48	M10
CK36-FMB27-63-16	16	37	36	63	27	58	M12
CK36-FMB32-78-16	16	40	36	78	32	78	M16

特点：

◎组装结构简单，易于维护和替换
◎多种型式的模块刀柄，提高生产效率

Features:

◎Simple assembly structure, easy to maintain and replace
◎Multiple types of modular tool holders to improve production efficiency

ZY-10069 侧固式系列模块 COMBINATION TOOLHOLDER SIDELOCK SERIES ADAPTER

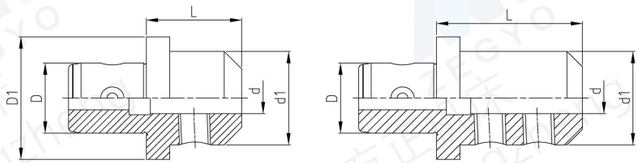

规格 Model	L (mm)	D (mm)	D1 (mm)	d (mm)	d1 (mm)
CK28-H2M6-50-36	36	28	50	6	25
CK28-H2M8-50-36	36	28	50	8	28
CK28-H2M10-50-44	44	28	50	10	35
CK28-H2M12-50-44	44	28	50	12	42
CK28-H2M14-50-44	44	28	50	14	44
CK28-H2M16-50-49	49	28	50	16	48
CK28-H2M18-50-49	49	28	50	18	50
CK28-H2M20-52-60	60	28	52	20	52
CK36-H2M6-63-36	36	36	63	6	25
CK36-H2M8-63-36	36	36	63	8	28
CK36-H2M10-63-44	44	36	63	10	35
CK36-H2M12-63-44	44	36	63	12	42
CK36-H2M14-63-44	44	36	63	14	44
CK36-H2M16-63-49	49	36	63	16	48
CK36-H2M18-63-49	49	36	63	18	50
CK36-H2M20-63-49	49	36	63	20	52
CK36-H2M25-63-75	75	36	63	25	63
CK36-H2M32-72-75	75	36	72	32	72

ZY-10070 ER系列模块 COMBINATION TOOLHOLDER ER SERIES ADAPTER

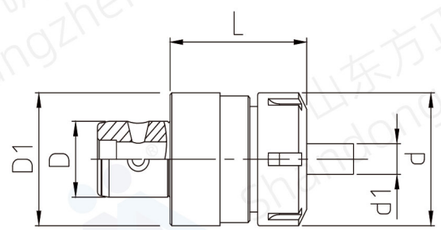

规格 Model	L (mm)	D (mm)	D1 (mm)	d (mm)	d1 (mm)
CK28-ER32-50-57	57	28	50	50	2-20
CK36-ER32-63-57	57	36	63	50	2-20
CK36-ER40-63-64	64	36	63	63	3-26

特点:

◎组装结构简单，易于维护和替换
◎多种型式的模块刀柄，提高生产效率

Features:

◎Simple assembly structure, easy to maintain and replace
◎Multiple types of modular tool holders to improve production efficiency

ZY-20001 ER直柄延长杆 STRAIGHT HANDLE ER EXTENSION TOOLHOLDER

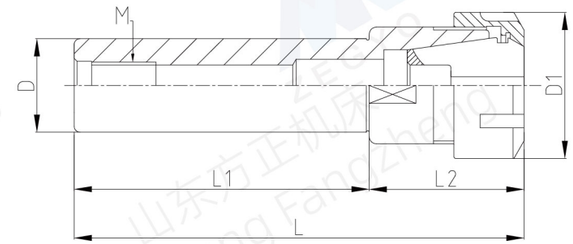

规格 Model	D (mm)	D1 (mm)	L (mm)	L1 (mm)	L2 (mm)
C8-ER11A-100	8	19	130.3	100	30.3
C10-ER11A-100	10		130.3	100	
C10-ER11A-150			180.3	150	
C12-ER11A-100	12		130.3	100	
C12-ER11A-150			180.3	150	
C16-ER11A-50	16		76.3	50	26.3
C16-ER11A-200			226.3	200	
C20-ER11A-50	20		76.3	50	
C20-ER11A-150			176.3	150	
C8-ER16A-100	8	28	145.3	100	45.3
C16-ER16A-50	16		90.3	50	40.3
C16-ER16A-150			190.3	150	
C20-ER16A-50	20		90.3	50	
C20-ER16A-200			240.3	200	
C25-ER16A-55	25		95.3	55	
C25-ER16A-150			190.3	150	
C32-ER16A-50	32		90.3	50	
C16-ER20A-100	16	34	146.2	100	46.2
C20-ER20A-60	20		106.2	60	
C20-ER20A-200			246.2	200	
C25-ER20A-50	25		91.2	50	41.2
C25-ER20A-150			191.2	150	
C20-ER25-50	20	42	95.7	50	45.7
C20-ER25-150			195.7	150	
C25-ER25-50	25		91.7	50	41.7
C25-ER25-200			241.7	200	
C32-ER25-50	32		91.7	50	
C32-ER25-150			191.7	150	
C40-ER25-50	40		91.7	50	
C40-ER25-165			206.7	165	
C20-ER32-50	20	50	104.7	50	54.7
C20-ER32-150			204.7	150	
C25-ER32-50	25		102.7	50	52.7
C25-ER32-200			252.7	200	
C32-ER32-50	32		102.7	50	
C32-ER32-300			352.7	300	
C40-ER32-50	40		102.7	50	
C40-ER32-165			217.7	165	
C20-ER40-100	20	63	160.7	100	60.7
C25-ER40-50	25		110.7	50	
C25-ER40-100			160.7	100	
C32-ER40-50	32		110.7	50	
C32-ER40-100			160.7	100	
C40-ER40-70	40		130.7	70	
C40-ER40-150			210.7	150	

ZY-20002 ERM型直柄延长杆 STRAIGHT HANDLE ERM EXTENSION TOOLHOLDER

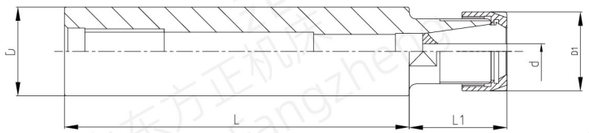

规格 Model	d (mm)	D (mm)	D1 (mm)	L (mm)	L1 (mm)
C8-ER8M-55	1~5	8	12	55	22.5
C8-ER8M-100				100	
C10-ER8M-50		10		50	14.5
C10-ER8M-100				100	
C10-ER8M-180				180	
C12-ER8M-50		12		50	
C12-ER8M-200				200	
C16-ER8M-100		16		100	
C8-ER11M-100	1~7	8	16	100	26.5
C10-ER11M-45		10		45	
C10-ER11M-100				100	
C12-ER11M-55		12		55	
C12-ER11M-150				150	
C16-ER11M-50		16		50	
C16-ER11M-300				300	
C20-ER11M-160		20		160	
C16-ER16M-50	1~10	16	22	50	40
C16-ER16M-250				250	
C20-ER16M-50		20		50	
C20-ER16M-250				250	
C25-ER16M-50		25		50	
C25-ER16M-250				250	
C32-ER16M-100		32		100	
C16-ER20M-60	1~13	16	28	60	46
C16-ER20M-160				160	
C20-ER20M-50		20		50	
C20-ER20M-300				300	
C25-ER20M-60		25		60	
C25-ER20M-300				300	
C32-ER20M-300		32		300	
C20-ER25M-100	1~16	20	35	100	42
C20-ER25M-150				150	
C25-ER25M-50		25		50	
C25-ER25M-300				300	
C32-ER25M-300		32		300	

ZY-20003 莫氏柄ER铣夹头体 MORSE SHANK ER MILLING TOOLHOLDER

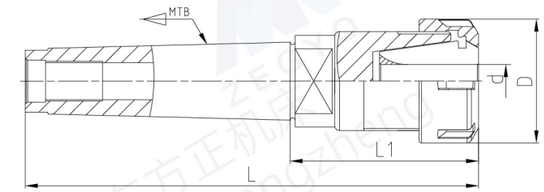

规格 Model	MT (mm)	d (mm)	D (mm)	L1 (mm)	L (mm)
MTB2-ER11-35	MTB2	1~7	19	35	99
MTB2-ER16-55	MTB2	1~10	28	55	119
MTB2-ER20-65	MTB2	1~13	34	65	129
MTB2-ER25-70	MTB2	1~16	42	70	134
MTB3-ER16-60	MTB3	1~10	28	60	141
MTB3-ER20-65	MTB3	1~13	34	65	146
MTB3-ER25-70	MTB3	1~16	42	70	151
MTB3-ER32-80	MTB3	2~20	50	80	161
MTB3-ER40-80	MTB3	3~26	63	80	161
MTB4-ER16-55	MTB4	1~10	28	55	157.5
MTB4-ER20-65	MTB4	1~13	34	65	167.5
MTB4-ER25-65	MTB4	1~16	42	65	167.5
MTB4-ER32-80	MTB4	2~20	50	80	182.5
MTB4-ER40-85	MTB4	3~26	63	85	187.5
MTB5-ER40-85	MTB5	3~26	63	85	214.5
MTB5-ER50-80	MTB5	6~34	78	80	209.5

ZY-20004 R8柄ER铣夹头体 R8 SHANK ER MILLING TOOLHOLDER

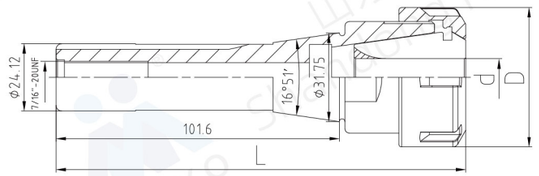

规格 Model	d (mm)	D (mm)	L (mm)
R8-ER11	1~7	19	136.3
R8-ER16	1~10	28	145.3
R8-ER20	1~13	34	148.2
R8-ER25	1~16	42	151.3
R8-ER32	2~20	50	164.7
R8-ER40	3~26	63	173.7

ZY-20005 直柄FMA平面铣刀柄 STRAIGHT SHANK FACE MILL TOOLHOLDER TYPE A

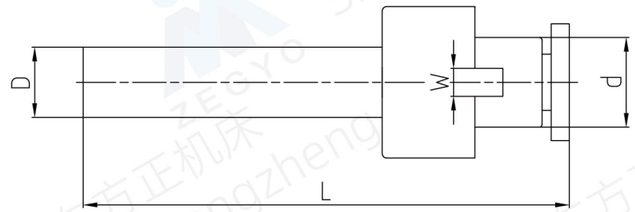

规格 Model	D (mm)	d (in)	W (mm)	L (mm)	规格 Model	D (mm)	d (in)	W (mm)	L (mm)
C1/2″ -FMA1/2″	1/2″	1/2″	6.35	104	C3/4″ -FMA1/2″	3/4″	1/2″	6.35	146
C1/2″ -FMA5/8″	1/2″	5/8″	7.14	105	C3/4″ -FMA5/8″	3/4″	5/8″	7.14	147
C1/2″ -FMA3/4″	1/2″	3/4″	7.94	113	C3/4″ -FMA3/4″	3/4″	3/4″	7.94	154.5
C1/2″ -FMA7/8″	1/2″	7/8″	8.7	114	C3/4″ -FMA7/8″	3/4″	7/8″	8.7	155.5
C1/2″ -FMA1″	1/2″	1″	9.53	114	C3/4″ -FMA1″	3/4″	1″	9.53	155.5
C1/2″ -FMA1-1/4″	1/2″	1-1/4″	12.7	117	C3/4″ -FMA1-1/4″	3/4″	1-1/4″	12.7	159
C1/2″ -FMA1-1/2″	1/2″	1-1/2″	15.88	130	C3/4″ -FMA1-1/2″	3/4″	1-1/2″	15.88	168

ZY-20006 直柄FMB平面铣刀柄 STRAIGHT SHANK FACE MILL TOOLHOLDER TYPE B

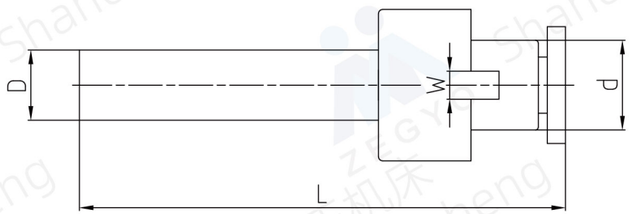

规格 Model	D (mm)	d (mm)	W (mm)	L (mm)	规格 Model	D (mm)	d (mm)	W (mm)	L (mm)
C12-FMB16	12	16	8	90	C32-FMB32	32	32	14	123
C12-FMB22	12	22	10	97	C32-FMB40	32	40	16	130
C16-FMB16	16	16	8	93	C32-FMB60	32	60	20	162
C16-FMB22	16	22	10	100	C40-FMB16	40	16	8	115
C16-FMB27	16	27	12	105	C40-FMB22	40	22	10	122
C20-FMB16	20	16	8	95	C40-FMB27	40	27	12	127
C20-FMB22	20	22	10	102	C40-FMB32	40	32	14	133
C20-FMB27	20	27	12	107	C40-FMB40	40	40	16	140
C20-FMB32	20	32	14	113	C40-FMB60	40	60	20	172
C20-FMB40	20	40	16	120	C50-FMB22	50	22	10	132
C25-FMB16	25	16	8	101	C50-FMB27	50	27	12	137
C25-FMB22	25	22	10	108	C50-FMB32	50	32	14	143
C25-FMB27	25	27	12	113	C50-FMB40	50	40	16	150
C25-FMB32	25	32	14	119	C50-FMB60	50	60	20	182
C25-FMB40	25	40	16	126	C63-FMB27	63	27	12	147
C32-FMB16	32	16	8	105	C63-FMB32	63	32	14	153
C32-FMB22	32	22	10	112	C63-FMB40	63	40	16	160
C32-FMB27	32	27	12	117	C63-FMB60	63	60	20	192

ZY-20007 莫氏柄FMB平面铣刀柄（扁尾型） MORSE SHANK FACE MILL TOOLHOLDER FLAT TAIL

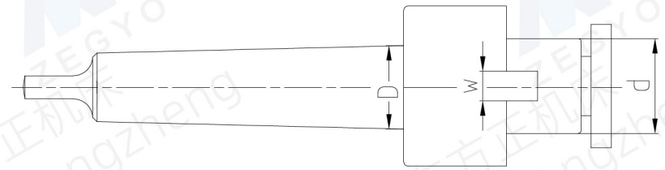

规格 Model	D (mm)	d (in)	W (mm)	规格 Model	D (mm)	d (mm)	W (mm)
MTA2-FMA1/2″	17.78	1/2″	6.35	MTA2-FMB13	17.78	13	8
MTA2-FMA5/8″		5/8″	7.14	MTA2-FMB16		16	8
MTA2-FMA3/4″		3/4″	7.94	MTA2-FMB22		22	10
MTA2-FMA7/8″		7/8″	8.7	MTA2-FMB27		27	12
MTA3-FMA1/2″	23.825	1/2″	6.35	MTA3-FMB13	23.825	13	8
MTA3-FMA5/8″		5/8″	7.14	MTA3-FMB16		16	
MTA3-FMA3/4″		3/4″	7.94	MTA3-FMB22		22	10
MTA3-FMA7/8″		7/8″	8.7	MTA3-FMB27		27	12
MTA3-FMA1″		1″	9.53	MTA3-FMB32		32	14
MTA3-FMA1-1/4″		1-1/4″	12.7	MTA3-FMB40		40	16
MTA4-FMA1/2″	31.267	1/2″	6.35	MTA4-FMB13	31.267	13	8
MTA4-FMA5/8″		5/8″	7.14	MTA4-FMB16		16	
MTA4-FMA3/4″		3/4″	7.94	MTA4-FMB22		22	10
MTA4-FMA7/8″		7/8″	8.7	MTA4-FMB27		27	12
MTA4-FMA1″		1″	9.53	MTA4-FMB32		32	14
MTA4-FMA1-1/4″		1-1/4″	12.7	MTA4-FMB40		40	16
MTA4-FMA1-1/2″		1-1/2″	15.88	MTA4-FMB50		50	18
MTA5-FMA1/2"	44.399	1/2″	6.35	MTA5-FMB16	44.399	16	8
MTA5-FMA5/8″		5/8″	7.14	MTA5-FMB22		22	10
MTA5-FMA3/4″		3/4″	7.94	MTA5-FMB27		27	12
MTA5-FMA7/8″		7/8″	8.7	MTA5-FMB32		32	14
MTA5-FMA1″		1″	9.53	MTA5-FMB40		40	16
MTA5-FMA1-1/4″		1-1/4″	12.7	MTA5-FMB50		50	18
MTA5-FMA1-1/2″		1-1/2″	15.88	MTA5-FMB60		60	20
MTA5-FMA2″		2″	19.05				

ZY-20008 莫氏柄FMB平面铣刀柄（后拉型） MORSE SHANK FACE MILL TOOLHOLDER TAPPER

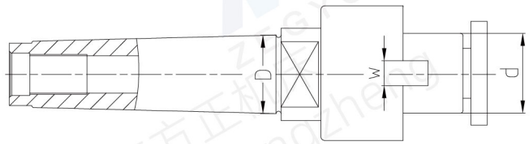

规格 Model	D (mm)	d (in)	W (mm)	规格 Model	D (mm)	d (mm)	W (mm)
MTB2-FMA1/2″	17.78	1/2″	6.35	MTB2-FMB13	17.78	13	8
MTB2-FMA5/8″		5/8″	7.14	MTB2-FMB16		16	8
MTB2-FMA3/4″		3/4″	7.94	MTB2-FMB22		22	10
MTB2-FMA7/8″		7/8″	8.7	MTB2-FMB27		27	12
MTB3-FMA1/2″	23.825	1/2″	6.35	MTB3-FMB13	23.825	13	8
MTB3-FMA5/8″		5/8″	7.14	MTB3-FMB16		16	
MTB3-FMA3/4″		3/4″	7.94	MTB3-FMB22		22	10
MTB3-FMA7/8″		7/8″	8.7	MTB3-FMB27		27	12
MTB3-FMA1″		1″	9.53	MTB3-FMB32		32	14
MTB3-FMA1-1/4″		1-1/4″	12.7	MTB3-FMB40		40	16
MTB4-FMA1/2″	31.267	1/2″	6.35	MTB4-FMB13	31.267	13	8
MTB4-FMA5/8″		5/8″	7.14	MTB4-FMB16		16	
MTB4-FMA3/4″		3/4″	7.94	MTB4-FMB22		22	10
MTB4-FMA7/8″		7/8″	8.7	MTB4-FMB27		27	12
MTB4-FMA1″		1″	9.53	MTB4-FMB32		32	14
MTB4-FMA1-1/4″		1-1/4″	12.7	MTB4-FMB40		40	16
MTB4-FMA1-1/2″		1-1/2″	15.88	MTB4-FMB50		50	18
MTB5-FMA1/2″	44.399	1/2″	6.35	MTB5-FMB16	44.399	16	8
MTB5-FMA5/8″		5/8″	7.14	MTB5-FMB22		22	10
MTB5-FMA3/4″		3/4″	7.94	MTB5-FMB27		27	12
MTB5-FMA7/8″		7/8″	8.7	MTB5-FMB32		32	14
MTB5-FMA1″		1″	9.53	MTB5-FMB40		40	16
MTB5-FMA1-1/4″		1-1/4″	12.7	MTB5-FMB50		50	18
MTB5-FMA1-1/2″		1-1/2″	15.88	MTB5-FMB60		60	20
MTB5-FMA2″		2″	19.05				

ZY-20009 R8柄FMB平面铣刀柄 R8 SHANK FACE MILL TOOLHOLDER

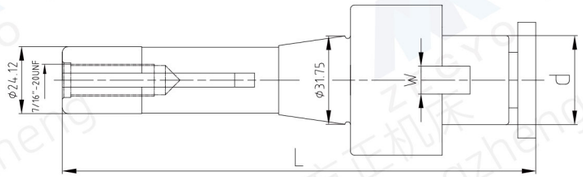

规格 Model	d (mm)	W (mm)	L (mm)	规格 Model	d (in)	W (mm)	L (mm)
R8-FMB16	16	8	151	R8-FMA1/2″	1/2″	6.35	150
R8-FMB22	22	10	153.5	R8-FMA3/4″	3/4″	7.94	154
R8-FMB27	27	12	160	R8-FMA7/8″	7/8″	8.7	155
R8-FMB32	32	14	166	R8-FMA1″	1″	9.53	155
R8-FMB40	40	16	170	R8-FMA1-1/4″	1-1/4″	12.7	156
				R8-FMA1-1/2″	1-1/2″	15.88	163

ZY-20010 直柄钻接杆 STRAIGHT SHANK DRILL ADAPTER

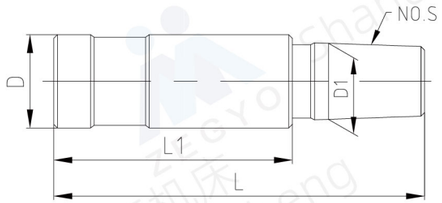

规格 Model	D (in)	D (mm)	NO.S	D1 (mm)
C-J0			J0	6.35
C-J1			J1	9.754
C-J2			J2	14.199
C-J3	3/8″		J3	20.599
C-J4	1/2″		J4	28.55
C-J5	5/8″	6 8 10	J5	35.89
C-J6	7/8″	12 13 14	J6	17.17
C-J33	3/4″	16 20 25	J33	15.85
C-B6	1″	26 32 35	B6	6.35
C-B10	1-1/4″	36 40 45	B10	10.094
C-B12	1-1/2″		B12	12.065
C-B16	1-3/4″		B16	15.733
C-B18			B18	17.78
C-B22			B22	21.793
C-B24			B24	23.825

ZY-20011 莫氏柄钻接杆（扁尾型） MORSE SHANK DRILL ADAPTER FLAT TAIL

规格 Model	d (mm)	L (mm)	规格 Model	d (mm)	L (mm)	规格 Model	d (mm)	L (mm)
MTA0-B6	6.35	75	MTA2-B22	21.793	128	MTA4-B18	17.78	164
MTA0-B10	10.094	80	MTA2-B24	23.825	138	MTA4-B22	21.793	172
MTA0-B12	12.065	84	MTA2-B18S	17.431	113	MTA4-B24	23.825	182
MTA0-B16	15.733	91	MTA2-J0	6.35	94	MTA4-J0	6.35	138
MTA0-B18	17.78	99	MTA2-J1	9.754	100	MTA4-J1	9.754	143
MTA0-B22	21.793	108	MTA2-J2	14.199	105	MTA4-J2	14.199	149
MTA0-B24	23.825	118	MTA2-J3	20.599	114	MTA4-J3	20.599	158
MTA0-J0	6.35	73	MTA2-J4	28.55	125	MTA4-J4	28.55	169
MTA0-J3	20.599	93	MTA2-J5	35.89	130	MTA4-J5	35.89	174
MTA0-J33	15.85	88	MTA2-J6	17.17	108	MTA4-J6	17.17	152
MTA1-B10	10.094	86	MTA2-J33	15.85	108	MTA4-J33	15.85	152
MTA1-B12	12.065	90	MTA3-B10	10.094	120	MTA5-B10	10.094	177
MTA1-B16	15.733	97	MTA3-B12	12.065	124	MTA5-B12	12.065	181
MTA1-B18	17.78	105	MTA3-B16	15.733	131	MTA5-B16	15.733	188
MTA1-B22	21.793	114	MTA3-B18	17.78	139	MTA5-B18	17.78	196
MTA1-B24	23.825	124	MTA3-B22	21.793	147	MTA5-B22	21.793	204
MTA1-J0	6.35	79	MTA3-B24	23.825	157	MTA5-B24	23.825	214
MTA1-J1	9.754	85	MTA3-J0	6.35	113	MTA5-J0	6.35	170
MTA1-J2	14.199	90	MTA3-J1	9.754	118	MTA5-J1	9.754	175
MTA1-J3	20.599	99	MTA3-J2	14.199	124	MTA5-J2	14.199	181
MTA1-J4	28.55	110	MTA3-J3	20.599	133	MTA5-J3	20.599	190
MTA1-J5	35.89	116	MTA3-J4	28.55	144	MTA5-J4	28.55	201
MTA1-J6	17.17	94	MTA3-J5	35.89	149	MTA5-J5	35.89	206
MTA1-J33	15.85	94	MTA3-J6	17.17	127	MTA5-J6	17.17	184
MTA2-B10	10.094	101	MTA3-J33	15.85	127	MTA5-J33	15,850	184
MTA2-B12	12,065	105	MTA4-B10	10.054	145	MTA6-B16	15.733	250
MTA2-B16	15.733	112	MTA4-B12	12.065	149	MTA6-J3	20.599	252
MTA2-B18	17.78	120	MTA4-B16	15.733	156	MTA6-J6	17.17	246

ZY-20012 莫氏柄钻接杆（后拉型） MORSE SHANK DRILL ADAPTER TAPPER

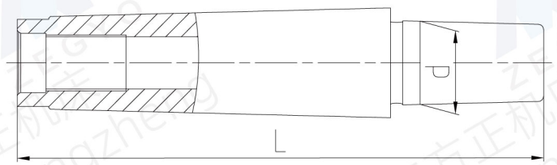

规格 Model	d (mm)	L (mm)	规格 Model	d (mm)	L (mm)	规格 Model	d (mm)	L (mm)
MTB0-J0	6.35	67	MTB2-J6	17.17	97	MTB4-J33	15.85	137
MTB0-J1	9.754	72	MTB2-J33	15.85	97	MTB4-B10	10.094	130
MTB0-J2	14.199	78	MTB2-B10	10.094	90	MTB4-B12	12.065	134
MTB0-J3	20.599	87	MTB2-B12	12.065	94	MTB4-B16	15.733	141
MTB0-J6	17.17	81	MTB2-B16	15.733	101	MTB4-B18	17.78	149
MTB0-J33	15.85	81	MTB2-B18	17.78	109	MTB4-B22	21.793	158
MTB0-B10	10.094	74	MTB2-B22	21.793	117	MTB4-B24	23.825	168
MTB0-B12	12.065	78	MTB2-B24	23.825	127	MTB5-J2	14.199	161
MTB0-B16	15.733	85	MTB3-J1	9.754	105	MTB5-J3	20.599	170
MTB0-B18	17.78	93	MTB3-J2	14.199	111	MTB5-J4	28.55	181
MTB1-J0	6.35	71	MTB3-J3	20.599	120	MTB5-J5	35.89	186
MTB1-J1	9.754	76	MTB3-J4	28.55	131	MTB5-J6	17.17	164
MTB1-J2	14.199	82	MTB3-J5	35.89	136	MTB5-J33	15.85	164
MTB1-J3	20.599	91	MTB3-J6	17.17	114	MTB5-B16	15.733	168
MTB1-J6	17.17	85	MTB3-J33	15.85	114	MTB5-B18	17.78	176
MTB1-J33	15.85	85	MTB3-B10	10.094	107	MTB5-B22	21.793	185
MTB1-B10	10.094	78	MTB3-B12	12.065	111	MTB5-B24	23.825	195
MTB1-B12	12.065	82	MTB3-B16	15.733	118	MTB6-J3	20.599	224
MTB1-B16	15.733	89	MTB3-B18	17.78	126	MTB6-J4	28.55	235
MTB1-B18	17.78	97	MTB3-B22	21.793	135	MTB6-J5	35.89	240
MTB2-J0	6.35	83	MTB3-B24	23 825	145	MTB6-J6	17.17	218
MTB2-J1	9.754	88	MTB4-J2	14.199	134	MTB6-J33	15.85	218
MTB2-J2	14.199	94	MTB4-J3	20.599	143	MTB6-B16	15.733	222
MTB2-J3	20.599	103	MTB4-J4	28.55	154	MTB6-B18	17.78	230
MTB2-J4	28.55	114	MTB4-J5	35.89	159	MTB6-B22	21.793	238
MTB2-J5	35.89	119	MTB4-J6	17.17	137	MTB6-B24	23.825	248

ZY-20013 R8柄钻接杆 R8 SHANK DRILL ADAPTER

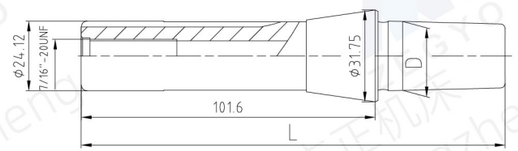

规格 Model	d (mm)	L (mm)	规格 Model	d (mm)	L (mm)
R8-J0	6.35	117	R8-J33	15.85	132
R8-J1	9.754	122	R8-B6	6.35	118.5
R8-J2	14.199	128	R8-B10	10.094	124
R8-J2S	13.94	125	R8-B12	12.065	128
R8-J3	20.599	137	R8-B16	15.733	135
R8-J4	28.55	148	R8-B18	17.78	143
R8-J5	35.89	154	R8-B22	21.793	152
R8-J6	17.17	132	R8-B24	23.825	162

ZY-20014 混合插入式铣刀杆 COMBIN SHELL ADAPTER

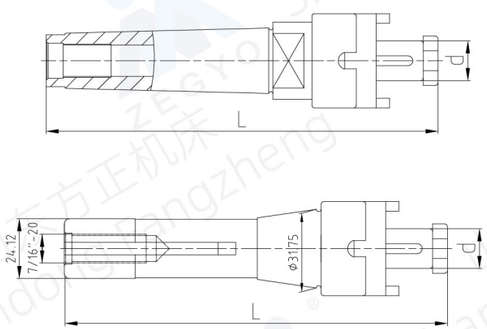

规格 Model	d (mm)	L (mm)	规格 Model	d (mm)	L (mm)
MT2-16	16	131	MT4-40	40	203
MT2-22	22	139	MT5-22	22	226
MT2-27	27	142	MT5-27	27	229
MT3-16	16	149	MT5-32	32	233
MT3-22	22	157	MT5-40	40	237
MT3-27	27	160	MT5-50	50	242
MT3-32	32	169	R8-16	16	150
MT4-16	16	181	R8-22	22	158
MT4-22	22	184	R8-27	27	161
MT4-27	27	187	R8-32	32	170
MT4-32	32	199	R8-40	40	176

ZY-20015 SLN侧固式铣刀杆 SIDE LOCK MILL ADAPTER

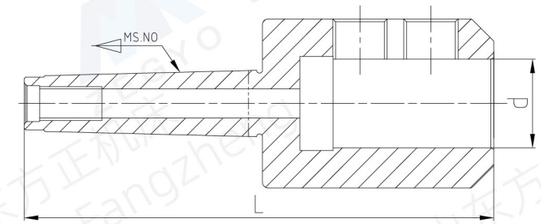

连接柄 Shank	d (mm)	连接柄 Shank	d (in)
MTA2、MTA3 MTA4、MTA5 MTA6、MTB2 MTB3、MTB4 MTB5、MTB6 R8	6	MTA2、MTA3 MTA4、MTA5 MTA6、MTB2 MTB3、MTB4 MTB5、MTB6 R8	1/4″
	8		5/16″
	10		3/8″
	12		1/2″
	14		5/8″
	16		3/4″
	18		1″
	20		1-1/4″
	25		1-1/2″
	32		2″
	40		2-1/2″

ZY-20016 整体式钻夹头 INTEGRAL DRILL CHUCK HOLDER

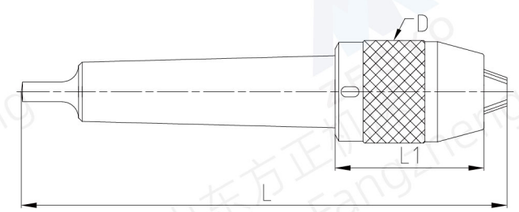

规格 Model	夹持范围(mm)	连接方式	L (mm)	L1 (mm)	D (mm)
MT2-APU08	0.5~8	MT2	139.5	59.5	37
MT2-APU10	1~10	MT2	150	70	41
MT3-APU13	1~13	MT3	182.5	83.5	49
MT4-APU13		MT4	207.5		
C20-APU13		C20	143.5		
C25-APU13		C25	163.5		
C32-APU13		C32	163.5		
R8-APU13		R8	187.5		
MT3-APU16	1~16	MT3	184	85	54
MT4-APU16		MT4	209		
C20-APU16		C20	145		
C25-APU16		C25	165		
C32-APU16		C32	165		
R8-APU16		R8	189		

ZY-20017 DIN2185莫氏变径套（扁尾型） DIN2185 MORSE REDUCER SLEEVE

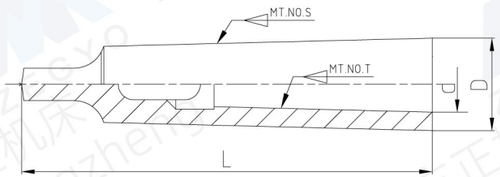

规格 Model	MT.NO.S	MT.NO.T	D (mm)	d (mm)	L (mm)	精度(Accuracy)
MTA1-0	1	0	13	9.045	80	0.015
MTA2-1	2	1	18.6	12.065	92	
MTA3-1	3		24.1		99	
MTA3-2		2	24.7	17.78	112	
MTA4-1	4	1	31.6	12.065	124	
MTA4-2		2		17.78		
MTA4-3		3	32.4	23.825	140	
MTA5-1	5	1	44.7	12.065	156	0.02
MTA5-2		2		17.78		
MTA5-3		3		23.825		
MTA5-4		4	45.5	31.267	171	
MTA6-1	6	1	63.8	12.065	218	
MTA6-2		2		17.78		
MTA6-3		3		23.825		
MTA6-4		4		31.267		
MTA6-5		5		44.399		

ZY-20018 莫氏变径套（后拉型） MORSE REDUCER SLEEVE WITH THREAD

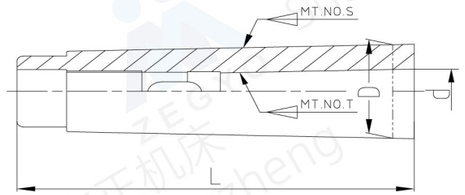

规格 Model	MT.NO.S	MT.NO.T	D (mm)	d (mm)	L (mm)	精度(Accuracy)
MTB2-1	2	1	17.78	12.065	108.5	0.01
MTB3-1	3	1	23.825	12.065	106	
MTB3-2		2		17.78	116	
MTB4-1	4	1	31.267	12.065	110	
MTB4-2		2		17.78	120	
MTB4-3		3		23.825	140	
MTB5-1	5	1	44.399	12.065	136	0.02
MTB5-2		2		17.78	136	
MTB5-3		3		23.825	148	
MTB5-4		4		31.267	176	

ZY-20019 F1型镗刀柄 F1 TYPE BORING TOOL HOLDER

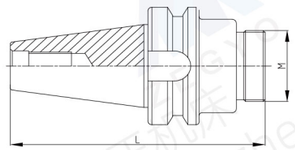

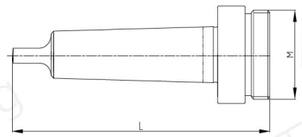

规格 Model	柄部(Shank)	L (mm)	M (mm)	规格 Model	柄部(Shank)	L (mm)	M (mm)
F1-MT2	MT2	93	7/8″ -20 1-1/2″ -18	F1-C32	C32	117	7/8″ -20 1-1/2″ -18
F1-MT3	MT3	110		F1-C40	C40	117	
F1-MT4	MT4	133		F1-C5/8″	C5/8″	97	
F1-MT5	MT5	160		F1-C3/4″	C3/4″	112	
F1-MT6	MT6	214		F1-C7/8″	C7/8″	127	
F1-R8	R8	132.5		F1-C1″	C1″	137	
F1-NT30	NT30	102		F1-C1-1/4″	C1-1/4″	167	
F1-NT40	NT40	135		F1-C1-1/2″	C1-1/2″	197	
F1-NT50	NT50	168		F1-C1-3/4″	C1-3/4″	227	
F1-C16	C16	117		F1-BT40	BT40	122.4	
F1-C20	C20	117		F1-DIN69871 40	DIN69871 40	120.4	
F1-C25	C25	117		F1-CAT40	CAT40	130	

ZY-20020 F1型镗头 F1 TYPE BORING CUTTER

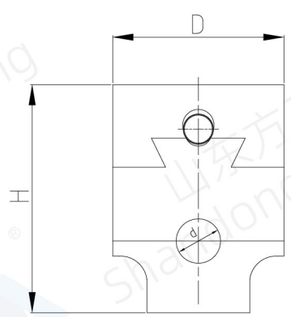

规格 Model	D (mm)	H (mm)	最大位移 (Max offset)	刀杆直径d (Boring bor dia)	最小刻度值 (Min graduation)	镗削直径 (Dia of Bring)
F1-1/2 ″	50	61.6	5/8″	1/2″	0.001 ″	3/8″ -5 ″
F1-3/4″	75	80.2	1″	3/4″	0.005″	1/2"-9″
F1-1 ″	100	93.2	1-5/8″	1″		5/8″ -12.5″
F1-12	50	61.6	16	12	0.01	10-125
F1-18	75	80.2	25	18		12-225

ZY-20021 NBH2084微调精密镗刀柄套装 NBH2084 FINE-TUNED PRECISION BORING TOOL HOLDER SET

规格 Model	镗孔范围 (Boring range)	夹持孔径 (Boring bar hole size)	每格进给量 (Fine feed per graduation)	滑块最大行程 (Max.stroke of slide block)
R8-NBH2084	8-280	20	0.01	25
DIN2080 30-NBH2084				
DIN2080 40-NBH2084				
DIN2080 50-NBH2084				
BT40-NBH2084				
BT50-NBH2084				
DIN69871 40-NBH2084				
DIN69871 50-NBH2084				

规格 Model	镗孔范围 (Boring range)	深度 (Depth)	刀片规格 (Insert)	压刀螺钉 (Screw)	扳手 (wrench)	切入量 (ap)	进给量 (mm/rev)	切削速度 (m/min)
SBJ2008-32	8-10	32	TBGT060102 TBGT060104	M2x5	T6	0.05-0.20 0.10-0.25	0.05-0.10 0.07-0.15	碳钢100-200 不锈钢70-140 铸铁70-140 铝150-300
SBJ2010-40	10-13	40						
SBJ2012-53	12-17	53	TPGH090202 TPGH090204	M2.5x6	T8			
SBJ2016-68	16-21	68						
SBJ2020-83	20-130	83	TPGH110302 TPGH110304	M3x8	T8			
SBJ2025-96	25-135	96						
SBJ2030-115	30-140	115						
SBJ20L20-100	120-280	150						

特点:

◎单刃进给、微量调整，能实现精密镗孔
◎选择合适的镗刀，镗孔时让镗刀尽量靠近中心
◎镗孔时如出现振动，可能主轴运转不平衡，应降低主轴转速
◎可通过减少进给量，提高主轴转速，提高表面粗糙度

Features:

◎Single-edge feeding and micro-adjustment can achieve precision boring
◎Choose a suitable boring tool and keep the boring tool as close to the center as possible when boring
◎If vibration occurs during boring, the spindle may be unbalanced and the spindle speed should be reduced
◎The surface roughness can be improved by reducing the feed amount and increasing the spindle speed